

## FEDEX CORP

ISIN: US31428X1063

WKN: 31428X106

## Overview

2023/05/26 22:00:02

Price  
224.15 USDDifference  -0.41% (-0.93)

## General attributes

ISIN	US31428X1063
Symbol	FDX
Exchange	NYSE
Currency	USD
Sector	Transport
Security type	Stock
Market cap (m)	52,545 EUR
Benchmark	S&P 500

## Market data

Bid (Bid size)	223.90 USD (100)
Ask (Ask size)	224.95 USD (500)
Open	225.78 USD
High	226.85 USD
Low	223.90 USD
Close (prev. day)	225.08 USD
VWAP	224.893696 USD
Volume (pcs)	1,218,025
Trading volume	274,036,807.06
Number of trades	23,953
Last size	248,232

## Futures and Options

Related Futures	15
Related Options	-

## PDF Downloads





Annual report: FEDEX CORP 

5Y



Information about previous performance does not guarantee future performance.  
Source: FactSet

## Recent research

on sector	on market		
Date		Headline	Download
2023/05/24		Global Equity Ratings	
2023/05/24		Aktienempfehlungen Global	
2023/05/15		Aktienempfehlungen Österreich	
2023/05/03		Global Equity Ratings	
2023/05/03		Aktienempfehlungen Global	

## Details

2023/05/26 22:00:02

## Price

224.15 USD

Difference ▼ -0.41% (-0.93)

## General attributes

ISIN	US31428X1063
Symbol	FDX
Exchange	NYSE
Currency	USD
Sector	Transport
Security type	Stock
Market cap (m)	52,545 EUR
Benchmark	S&P 500

## Market data

Bid (Bid size)	223.90 USD (100)
Ask (Ask size)	224.95 USD (500)
Open	225.78 USD
High	226.85 USD
Low	223.90 USD
Close (prev. day)	225.08 USD
VWAP	224.893696 USD
Volume (pcs)	1,218,025
Trading volume	274,036,807.06
Number of trades	23,953
Last size	248,232

## Performance and Risk

	6M	1Y	3Y
Perf (%)	+26.85%	+5.59%	+79.59%
Perf (abs.)	+47.45	+11.86	+99.34
Beta	0.98	0.98	1.02
Volatility	28.43	41.62	36.15

5Y



Information about previous performance does not guarantee future performance.  
Source: FactSet

## Price data

Ø price 5 days   Ø volume 5 days (pcs.)	225.62 USD (1,037,589)
Ø price 30 days   Ø volume 30 days (pcs.)	227.19 USD (1,458,211)
Ø price 100 days   Ø volume 100 days (pcs.)	212.99 USD (1,932,991)
Ø price 250 days   Ø volume 250 days (pcs.)	201.65 USD (2,608,544)
YTD High   date	235.81 USD (2023/04/06)
YTD Low   date	174.53 USD (2023/01/03)
52 Weeks High   date	248.76 USD (2022/06/24)
52 Weeks Low   date	141.92 USD (2022/09/27)

## All listings for FEDEX CORP

Exchange	Date	Time	Price	Trading volume (mio.)	Number of trades
Xetra	2023/05/29	17:35	210.50 EUR	0.00	1
Vienna Stock Exchange	2023/05/29	17:32	210.50 EUR	0.00	2
Tradegate	2023/05/29	22:26	210.50 EUR	0.07	10
Stuttgart	2023/05/29	08:10	208.50 EUR	0.00	3
SIX Swiss Exchange	2019/06/	05:55	165.25 USD	0.00	1

	21						
SIX Swiss Exchange	2023/05/24	17:35	160.00 CHF	0.00			1
NYSE	2023/05/26	22:00	224.15 USD	274.04			23,953
Munich	2023/05/29	08:04	209.00 EUR	0.00			1
London Stock Exchange	2023/05/25	17:31	224.86 USD	0.00			1
Hanover	2023/05/29	08:00	208.50 EUR	0.00			1
Hamburg	2023/05/29	08:00	208.50 EUR	0.00			1
Frankfurt	2023/05/29	08:04	208.50 EUR	0.00			1
Duesseldorf	2023/05/29	21:00	209.50 EUR	0.00			12
Berlin	2023/05/29	08:08	208.50 EUR	0.00			1
BX Swiss	2023/04/24	18:00	202.99 CHF	0.00			1

## Company profile

### Company Logo



### Contact Details

FEDEX CORP.

--

942 South Shady Grove Road - 38120  
Memphis

Telefon: +1-901-818-7500

Fax: +

E-mail: [info@fedex.com](mailto:info@fedex.com)

### PDF Downloads

Annual report: FEDEX CORP



### Company Profile

FedEx Corp. provides a broad portfolio of transportation, e-commerce and business services under the FedEx brand. It operates through the following segments: FedEx Express, FedEx Ground, FedEx Freight, FedEx Services, and Corporate, Other & Eliminations. The FedEx Express segment consists of domestic and international shipping services for delivery of packages and freight. The FedEx Ground segment focuses on small-package ground delivery services. The FedEx Freight segment offers less-than-truckload freight services across all lengths of haul. The FedEx Services segment provides sales, marketing, information technology, communications, customer service, technical support, billing and collection services, and certain back-office functions. The Corporate, Other & Eliminations segment includes corporate headquarters costs for executive officers and certain legal and finance functions, as well as certain other costs and credits not attributed to the firm's core business. The company was founded by Frederick Wallace Smith on June 18, 1971, and is headquartered in Memphis, TN.

### Members of Management Board

Frederick Smith	Chairman of Board of Directors
Susan Schwab	Member of Board of Directors
Amy Lane	Member of Board of Directors
Brad R.	Member of Board of Directors
David Steiner	Member of Board of Directors
Frederick Perpall	Member of Board of Directors
Joshua Ramo	Member of Board of Directors
Kimberly Jabal	Member of Board of Directors
Marvin Ellison	Member of Board of Directors
Nancy Norton	Member of Board of Directors
Paul Walsh	Member of Board of Directors
R. Martin	Member of Board of Directors
Stephen Gorman	Member of Board of Directors
Susan Patricia Griffith	Member of Board of Directors
V. Vena	Member of Board of Directors
Rajesh Subramaniam	Chairman of Managing Board
Brie Carere	Member of Executive Committee
Jill Brannon	Member of Executive Committee

John A. Smith    Member of Executive  
Committee

Lance D. Moll    Member of Executive  
Committee