

EISAI CO. LTD.

ISIN: JP3160400002

WKN: 4523

Overview

2023/06/09 21:48:12

Price
81.03 USDDifference  9.35% (6.93)

General attributes

ISIN	JP3160400002
Symbol	4523
Exchange	FINRA other OTC Issues
Currency	USD
Sector	Chemical / Pharmaceutical / Health
Security type	Stock
Market cap (m)	20,973 EUR
Benchmark	NIKKEI 225

Market data

Bid (Bid size)	-
Ask (Ask size)	-
Open	76.48 USD
High	81.03 USD
Low	75.50 USD
Close (prev. day)	74.10 USD
VWAP	77.69632 USD
Volume (pcs)	5,148
Trading volume	398,550.88
Number of trades	45
Last size	100

Futures and Options






Related Futures	-
Related Options	-

5Y



Information about previous performance does not guarantee future performance.
Source: FactSet

Recent research

on sector		on market	
Date		Headline	Download
2023/06/06		Global Equity Ratings	
2023/06/06		Aktienempfehlungen Global	
2023/06/01		Aktienempfehlungen Global	
2023/06/01		Global Equity Ratings	
2023/05/30		Aktienempfehlungen Österreich	

Details

2023/06/09 21:48:12

Price

81.03 USD

Difference ▲ 9.35% (6.93)

General attributes

ISIN JP3160400002

Symbol 4523

Exchange FINRA other OTC Issues

Currency USD

Sector Chemical / Pharmaceutical / Health

Security type Stock

Market cap (m) 20,973 EUR

Benchmark NIKKEI 225

Market data

Bid (Bid size) -

Ask (Ask size) -

Open 76.48 USD

High 81.03 USD

Low 75.50 USD

Close (prev. day) 74.10 USD

VWAP 77.69632 USD

Volume (pcs) 5,148

Trading volume 398,550.88

Number of trades 45

Last size 100

Performance and Risk

	6M	1Y	3Y
Perf (%)	+15.39%	-	+1.38%
Perf (abs.)	+10.81	-	+1.10
Beta	0.66	0.60	0.67
Volatility	30.94	31.92	26.91



Information about previous performance does not guarantee future performance.

Source: FactSet

Price data

Ø price 5 days Ø volume 5 days (pcs.)	59.00 USD (1,406)
Ø price 30 days Ø volume 30 days (pcs.)	44.59 USD (727)
Ø price 100 days Ø volume 100 days (pcs.)	39.01 USD (725)
Ø price 250 days Ø volume 250 days (pcs.)	29.52 USD (1,871)
YTD High date	81.03 USD (2023/06/09)
YTD Low date	53.80 USD (2023/03/07)
52 Weeks High date	81.03 USD (2023/06/09)
52 Weeks Low date	40.00 USD (2022/06/10)

Arbitrage views

Exchange ⊕	Date	Time	Price	Trading volume (mio.)	Number of trades
Tradegate	2023/06/09	22:26	77.50 EUR	0.12	33
Tokyo Stock Exchange	2023/06/09	08:00	10,590.00 JPY	387.95	7,948
Stuttgart	2023/06/09	15:55	72.00 EUR	0.06	5
Munich	2023/06/09	16:11	70.44 EUR	0.01	4
Hanover	2023/06/09	08:15	69.74 EUR	0.00	1

	09					
Frankfurt	2023/06/09	15:58	71.10 EUR	0.08		5
FINRA other OTC Issues	2023/06/09	21:48	81.03 USD	0.40		45
Duesseldorf	2023/06/09	21:44	73.68 EUR	0.00		11
Berlin	2023/06/09	08:05	70.10 EUR	0.00		1

Company profile

Company Logo



Company Profile

-

Contact Details

EISAI CO.

--

4-6-10, Koishikawa, Bunkyo-ku - 112-8088
Tokyo

Telefon: 03-3817-3700

Fax: 03-3811-3077

E-mail: -