

## CATERPILLAR INC

ISIN: **US1491231015**WKN: **149123101**

## Overview

2021/08/04 22:10:00

Price  
204.52 USDDifference  -1.91% (-3.98)

## General attributes

ISIN	US1491231015
Symbol	CAT
Exchange	NYSE
Currency	USD
Sector	Industry
Security type	Stock
Market cap (m)	94,647 EUR
Benchmark	S&P 500

## Market data

Bid (Bid size)	205.05 USD (200)
Ask (Ask size)	205.46 USD (200)
Open	208.22 USD
High	209.59 USD
Low	204.37 USD
Close (prev. day)	208.50 USD
VWAP	206.073948 USD
Volume (pcs)	2,948,671
Trading volume	607,881,810.06
Number of trades	56,144
Last size	-

## Futures and Options

Related Futures	15
Related Options	-

## PDF Downloads











Annual report: CATERPILLAR INC 

5Y



Information about previous performance does not guarantee future performance.  
Source: FactSet

## Recent research

on sector	on market		
Date		Headline	Download
2021/08/03		Global Equity Ratings	
2021/08/03		Aktienempfehlungen Global	
2021/08/02		Global Equity Ratings	
2021/08/02		Aktienempfehlungen Global	
2021/08/02		Equity Weekly	

## Details

2021/08/04 22:10:00

## Price

204.52 USD

Difference ▼ -1.91% (-3.98)

## General attributes

ISIN	US1491231015
Symbol	CAT
Exchange	NYSE
Currency	USD
Sector	Industry
Security type	Stock
Market cap (m)	94,647 EUR
Benchmark	S&P 500

## Market data

Bid (Bid size)	205.05 USD (200)
Ask (Ask size)	205.46 USD (200)
Open	208.22 USD
High	209.59 USD
Low	204.37 USD
Close (prev. day)	208.50 USD
VWAP	206.073948 USD
Volume (pcs)	2,948,671
Trading volume	607,881,810.06
Number of trades	56,144
Last size	-

## Performance and Risk

	6M	1Y	3Y
Perf (%)	+6.72%	+55.50%	+47.66%
Perf (abs.)	+12.87	+73.00	+66.01
Beta	0.74	0.76	1.06
Volatility	25.23	28.40	35.46

5Y



Information about previous performance does not guarantee future performance.  
Source: FactSet

## Price data

Ø price 5 days   Ø volume 5 days (pcs.)	207.50 USD (3,952,172)
Ø price 30 days   Ø volume 30 days (pcs.)	212.19 USD (3,661,098)
Ø price 100 days   Ø volume 100 days (pcs.)	225.79 USD (3,452,432)
Ø price 250 days   Ø volume 250 days (pcs.)	194.45 USD (3,310,433)
YTD High   date	246.69 USD (2021/06/04)
YTD Low   date	179.34 USD (2021/01/27)
52 Weeks High   date	246.69 USD (2021/06/04)
52 Weeks Low   date	132.52 USD (2020/08/07)

## All listings for CATERPILLAR INC

Exchange	Date	Time	Price	Trading volume (mio.)	Number of trades
Xetra	2021/08/05	13:08	172.80 EUR	0.09	17
Vienna Stock Exchange	2021/08/05	09:05	173.10 EUR	0.00	1
Tradegate	2021/08/05	13:11	173.00 EUR	0.09	18
Stuttgart	2021/08/05	08:07	172.55 EUR	0.00	1
SIX Swiss	2021/07/	17:30	196.00 CHF	0.00	2

Exchange	06					
NYSE	2021/08/04	22:10	204.52 USD	607.88		56,144
Munich	2021/08/05	08:02	172.50 EUR	0.00		1
London Stock Exchange	2021/04/14	16:13	194.2657 EUR	0.00		1
Hanover	2021/08/05	08:03	172.50 EUR	0.00		1
Hamburg	2021/08/05	08:03	172.50 EUR	0.00		1
Frankfurt	2021/08/05	12:14	172.65 EUR	0.01		3
Euronext Paris	2021/08/05	10:05	170.60 EUR	0.01		1
Duesseldorf	2021/08/05	13:00	172.45 EUR	0.00		7
Berlin	2021/08/05	08:08	172.50 EUR	0.00		1

## Company profile

### Company Logo



### Contact Details

CATERPILLAR, INC.

--

510 Lake Cook Road - 60015 Deerfield

Telefon: 1-224-551-4000

Fax: -

E-mail: -

### PDF Downloads

Annual report: CATERPILLAR INC



### Company Profile

Caterpillar, Inc. engages in the manufacture of construction and mining equipment, diesel and natural gas engines, industrial gas turbines, and diesel-electric locomotives. It operates through the following segments: Construction Industries, Resource Industries, Energy and Transportation, Financial Products, and All Other. The Construction Industries segment supports customers using machinery in infrastructure and building construction applications. The Resource Industries segment is responsible for supporting customers using machinery in mining and quarrying applications and it includes business strategy, product design, product management and development, manufacturing, marketing and sales and product support. The Energy and Transportation segment supports customers in oil and gas, power generation, marine, rail, and industrial applications. The Financial Products segment offers a range of financing alternatives to customers and dealers for caterpillar machinery and engines, solar gas turbines, as well as other equipment and marine vessels. The All Other segment include activities such as the business strategy, product management and development, and manufacturing of filters and fluids, undercarriage, tires and rims, engaging tools, and fluid transfers. The company was founded on April 15, 1925 and is headquartered in Deerfield, IL.

### Members of Management Board

Susan Schwab	Member of Board of Directors
Dan Dickinson	Member of Board of Directors
David Calhoun	Member of Board of Directors
David MacLennan	Member of Board of Directors
Debra Reed-Klages	Member of Board of Directors
Edward Rust	Member of Board of Directors
Gerald Johnson	Member of Board of Directors
Kelly Ayotte	Member of Board of Directors
Miles White	Member of Board of Directors
Rayford Wilkins	Member of Board of Directors
D. James Umpleby	Chairman of Managing Board
Andrew Bonfield	Member of Executive Committee
Anthony D. Fassino	Member of Executive Committee
Bob De Lange	Member of Executive Committee
Cheryl H. Johnson	Member of Executive Committee
Denise Johnson	Member of Executive Committee
Joseph E. Creed	Member of Executive Committee

Suzette M. Long	Member of Executive Committee
--------------------	----------------------------------