

## 2CRSI SA EUR0.09

ISIN: FR0013341781

WKN: -

## Overview

2022/09/30 16:43:54

Price

2.125 EUR

Difference  0.47% (0.01)

## General attributes

ISIN	FR0013341781
Symbol	2CRSI
Exchange	Stuttgart
Currency	EUR
Sector	-
Security type	Stock
Market cap (m)	32 EUR
Benchmark	CAC 40 INDEX

## Market data

Bid (Bid size)	- (0)
Ask (Ask size)	- (0)
Open	2.12 EUR
High	2.13 EUR
Low	2.095 EUR
Close (prev. day)	2.115 EUR
VWAP	-
Volume (pcs)	0
Trading volume	0.00
Number of trades	14
Last size	0

## Futures and Options

Related Futures	-
Related Options	-







5Y



Information about previous performance does not guarantee future performance.

Source: FactSet

## Recent research

on market		
Date	Headline	Download
2022/09/26	 Global Equity Ratings	
2022/09/26	 Aktienempfehlungen Global	
2022/09/06	 Marktkommentar	
2022/09/01	 Global Equity Ratings	
2022/09/01	 Aktienempfehlungen Global	

## Details

2022/09/30 16:43:54

## Price

2.125 EUR

Difference ▲ 0.47% (0.01)

## General attributes

ISIN	FR0013341781
Symbol	2CRSI
Exchange	Stuttgart
Currency	EUR
Sector	-
Security type	Stock
Market cap (m)	32 EUR
Benchmark	CAC 40 INDEX

## Market data

Bid (Bid size)	- (0)
Ask (Ask size)	- (0)
Open	2.12 EUR
High	2.13 EUR
Low	2.095 EUR
Close (prev. day)	2.115 EUR
VWAP	-
Volume (pcs)	0
Trading volume	0.00
Number of trades	14
Last size	0

## Performance and Risk

	6M	1Y	3Y
Perf (%)	-49.52%	-46.47%	-58.33%
Perf (abs.)	-2.09	-1.85	-2.98
Beta	0.37	0.70	1.02
Volatility	51.25	56.84	70.99

5Y



Information about previous performance does not guarantee future performance.  
Source: FactSet

## Price data

Ø price 5 days   Ø volume 5 days (pcs.)	2.224 EUR (0)
Ø price 30 days   Ø volume 30 days (pcs.)	2.747 EUR (6)
Ø price 100 days   Ø volume 100 days (pcs.)	3.366 EUR (9)
Ø price 250 days   Ø volume 250 days (pcs.)	3.989 EUR (26)
YTD High   date	5.090 EUR (2022/01/03)
YTD Low   date	2.075 EUR (2022/09/29)
52 Weeks High   date	5.140 EUR (2021/11/04)
52 Weeks Low   date	2.075 EUR (2022/09/29)

## All listings for 2CRSI SA EUR0.09

Exchange <span>📍</span>	Date	Time	Price	Trading volume (mio.)	Number of trades
Stuttgart	2022/09/30	16:43	2.125 EUR	0.00	14
Frankfurt	2022/09/30	15:54	2.175 EUR	0.00	2
Euronext Paris	2022/09/30	16:40	2.21 EUR	0.02	44
Berlin	2022/09/30	08:03	2.04 EUR	0.00	1

## Company profile

### Company Logo

#### Contact Details

2CRSI S.A.

--

----

Telefon: -

Fax: -

E-mail: -

### Company Profile

-