

2CRSI SA EUR0.09

ISIN: FR0013341781

WKN: -

Overview

2022/07/06 17:01:55

Price
3.00 EURDifference  -3.85% (-0.12)

General attributes

ISIN	FR0013341781
Symbol	2CRSI
Exchange	Stuttgart
Currency	EUR
Sector	-
Security type	Stock
Market cap (m)	45 EUR
Benchmark	CAC 40 INDEX

Market data

Bid (Bid size)	3.015 EUR (500)
Ask (Ask size)	3.15 EUR (1,020)
Open	3.13 EUR
High	3.155 EUR
Low	3.00 EUR
Close (prev. day)	3.12 EUR
VWAP	-
Volume (pcs)	0
Trading volume	0.00
Number of trades	6
Last size	0

Futures and Options









Related Futures	-
Related Options	-

5Y



Information about previous performance does not guarantee future performance.
Source: FactSet

Recent research

on market			
Date		Headline	Download
2022/06/29		Global Equity Ratings	
2022/06/29		Aktienempfehlungen Global	
2022/06/03		Marktkommentar	
2022/05/25		Global Equity Ratings	
2022/05/25		Aktienempfehlungen Global	

Details

2022/07/06 17:01:55

Price

3.00 EUR

Difference  -3.85% (-0.12)

General attributes

ISIN	FR0013341781
Symbol	2CRSI
Exchange	Stuttgart
Currency	EUR
Sector	-
Security type	Stock
Market cap (m)	45 EUR
Benchmark	CAC 40 INDEX

Market data

Bid (Bid size)	3.015 EUR (500)
Ask (Ask size)	3.15 EUR (1,020)
Open	3.13 EUR
High	3.155 EUR
Low	3.00 EUR
Close (prev. day)	3.12 EUR
VWAP	-
Volume (pcs)	0
Trading volume	0.00
Number of trades	6
Last size	0

Performance and Risk

	6M	1Y	3Y
Perf (%)	-36.46%	-26.15%	-66.01%
Perf (abs.)	-1.79	-1.11	-6.06
Beta	0.72	0.77	1.04
Volatility	65.03	55.26	74.75

5Y




Information about previous performance does not guarantee future performance.
Source: FactSet

Price data

Ø price 5 days Ø volume 5 days (pcs.)	3.23 EUR (0)
Ø price 30 days Ø volume 30 days (pcs.)	3.97 EUR (0)
Ø price 100 days Ø volume 100 days (pcs.)	4.16 EUR (53)
Ø price 250 days Ø volume 250 days (pcs.)	4.29 EUR (25)
YTD High date	5.09 EUR (2022/01/03)
YTD Low date	2.75 EUR (2022/03/08)
52 Weeks High date	5.14 EUR (2021/11/04)
52 Weeks Low date	2.75 EUR (2022/03/08)

All listings for 2CRSI SA EUR0.09

Exchange 	Date	Time	Price	Trading volume (mio.)	Number of trades
Stuttgart	2022/07/06	17:01	3.00 EUR	0.00	6
Frankfurt	2022/07/06	16:37	3.08 EUR	0.00	2
Euronext Paris	2022/07/06	17:35	3.12 EUR	0.06	124
Berlin	2022/07/06	08:03	3.10 EUR	0.00	1

Company profile

Company Logo

<https://>

Company Profile

-

Contact Details

2CRSI S.A.

--

Telefon: -

Fax: -

E-mail: -