

## FRESENIUS SE &amp; CO. KGAA

ISIN: **DE0005785604** WKN:  
**578560**

## Overview

2021/04/20 15:44:36

Price  
**38.37 EUR**

Difference  **-1.48% (-0.57)**

## General attributes

ISIN	DE0005785604
Symbol	FRE
Exchange	Hamburg
Currency	EUR
Sector	Chemical / Pharmaceutical / Health
Security type	Stock
Market cap (m)	21,114 EUR
Benchmark	GERMANY DAX


## Market data

Bid (Bid size)	-
Ask (Ask size)	-
Open	38.825 EUR
High	38.825 EUR
Low	37.99 EUR
Close (prev. day)	38.945 EUR
VWAP	-
Volume (pcs)	2,185
Trading volume	83,735.85
Number of trades	8
Last size	350

## Futures and Options

Related Futures	56
Related Options	-

## PDF Downloads

Annual report: FRESENIUS SE & CO. KGAA 

5Y











Information about previous performance does not guarantee future performance.  
**Source:** FactSet

## Erste Group related products on underlying

Product type	# products
Reverse convertibles	1
Turbos	22
Express bonds	3

## Recent research

on instrument	on sector	on market	
Date		Headline	Download
2021/04/08		Global Equity Ratings	
2021/04/08		Aktienempfehlungen Global	
2021/04/01		Global Equity Ratings	
2021/04/01		Aktienempfehlungen Global	
2021/03/03		Global Equity Ratings	

## Details

2021/04/20 15:44:36

## Price

38.37 EUR

Difference  -1.48% (-0.57)

## General attributes

ISIN	DE0005785604
Symbol	FRE
Exchange	Hamburg
Currency	EUR
Sector	Chemical / Pharmaceutical / Health
Security type	Stock
Market cap (m)	21,114 EUR
Benchmark	GERMANY DAX

## Market data

Bid (Bid size)	-
Ask (Ask size)	-
Open	38.825 EUR
High	38.825 EUR
Low	37.99 EUR
Close (prev. day)	38.945 EUR
VWAP	-
Volume (pcs)	2,185
Trading volume	83,735.85
Number of trades	8
Last size	350

## Performance and Risk

	6M	1Y	3Y
Perf (%)	+9.91%	+3.79%	-41.51%
Perf (abs.)	+3.46	+1.40	-27.23
Beta	0.94	0.97	0.94
Volatility	29.05	31.14	34.52

5Y



Information about previous performance does not guarantee future performance.  
Source: FactSet


## Price data

Ø price 5 days   Ø volume 5 days (pcs.)	38.60 EUR (1,472)
Ø price 30 days   Ø volume 30 days (pcs.)	37.38 EUR (1,558)
Ø price 100 days   Ø volume 100 days (pcs.)	37.35 EUR (1,503)
Ø price 250 days   Ø volume 250 days (pcs.)	39.07 EUR (1,307)
YTD High   date	40.50 EUR (2021/01/07)
YTD Low   date	33.14 EUR (2021/02/02)
52 Weeks High   date	46.45 EUR (2020/07/06)
52 Weeks Low   date	31.17 EUR (2020/10/30)

## Erste Group related products on underlying

Product type	# products
Reverse convertibles	1
Turbos	22
Express bonds	3

## All listings for FRESENIUS SE &amp; CO. KGAA

Exchange 	Date	Time	Price	Trading volume (mio.)	Number of trades
--	------	------	-------	-----------------------	------------------

Xetra	2021/ 04/20	17:35	38.26 EUR	67.03	8,455
Vienna Stock Exchange	2021/ 04/20	17:32	38.24 EUR	0.04	8
Tradegate	2021/ 04/20	22:26	38.36 EUR	4.28	536
Stuttgart	2021/ 04/20	21:59	38.26 EUR	1.42	213
SIX Swiss Exchange	2020/ 04/01	05:55	53.06 CHF	0.00	1
SIX Swiss Exchange	2020/ 04/01	17:35	35.58 EUR	0.00	1
Munich	2021/ 04/20	17:13	38.32 EUR	0.03	5
London Stock Exchange European Trade Reporting	2021/ 04/20	17:30	38.2575 EUR	0.00	1
Hanover	2021/ 04/20	15:21	38.355 EUR	0.00	2
Hamburg	2021/ 04/20	15:44	38.37 EUR	0.08	8
Frankfurt	2021/ 04/20	18:36	38.335 EUR	0.07	11
FINRA other OTC Issues	2021/ 04/20	16:47	46.21 USD	0.01	1
Duesseldorf	2021/ 04/20	19:30	38.31 EUR	0.01	19
Borsa Italiana MTF Global Equity Market	2021/ 04/20	20:02	37.86 EUR	0.02	3
Berlin	2021/ 04/20	18:45	38.35 EUR	0.00	14

# Company profile

## Company Logo



### Contact Details

FRESENIUS SE & CO. KGAA

--


Else-Kröner-Strasse 1 - 61352 Bad Homburg

Telefon: 49-6172-608-0

Fax: 49-6172-608-2294

E-mail: pr-fre@fresenius.com

### PDF Downloads

Annual report: FRESENIUS SE & CO. KGAA 

## Company Profile

Fresenius SE & Co. KGaA is a healthcare group, which engages in the provision of products and services for dialysis, hospitals, and outpatient medical care. It operates through the following segments: Fresenius Medical Care, Fresenius Kabi, Fresenius Helios, Fresenius Vamed, and Corporate and Other. The Fresenius Medical Care segment comprises of dialysis products and healthcare services. The Fresenius Kabi segment specializes in intravenous drugs, clinical nutrition, infusion therapy, medical devices, and transfusion technology. The Fresenius Helios focuses on the private hospital operations. The Fresenius Vamed segment manages projects and services for hospitals and other healthcare facilities. The Corporate and Other segment includes the holding activities. The company was founded by Eduard Fresenius in October 1912 and is headquartered in Bad Homburg, Germany.

### Members of Management Board

Stephan Sturm	Chairman of Managing Board
Ernst Wastler	Member of Executive Committee
Francesco De Meo	Member of Executive Committee
Jürgen Götz	Member of Executive Committee
Markus Georgi	Member of Executive Committee
Rachel Clare Empey	Member of Executive Committee
Rice Powell	Member of Executive Committee

### Board of directors

Gerd Krick	Chairman of Supervisory Board
Iris Löw-Friedrich	Member of Supervisory Board
Michael Albrecht	Member of Supervisory Board
Bernd Behlert	Member of Supervisory Board
Frauke Lehmann	Member of Supervisory Board
Hauke Stars	Member of Supervisory Board
Klaus-Peter Müller	Member of Supervisory Board
Konrad Kölbl	Member of Supervisory Board
Michael Diekmann	Member of Supervisory Board
Niko Stumpfögger	Member of Supervisory Board
Oscar de Paco	Member of Supervisory Board
Stefanie Lang	Member of Supervisory Board
Wolfgang Kirsch	Member of Supervisory Board