

## ALIBABA GROUP HOLDING LTD. SP. ADR

ISIN: US01609W1027 WKN: 01609W102

## Overview

2020/10/21 17:32:34

## Price

261.00 EUR

Difference  -0.38% (-1.00)

## General attributes

ISIN	US01609W1027
Symbol	BABA
Exchange	Vienna Stock Exchange
Currency	EUR
Sector	Commerce
Security type	Stock
Market cap (m)	708,806 EUR
Benchmark	MSCI WORLD INDEX (STRD, UHD)

## Market data

Bid (Bid size)	-
Ask (Ask size)	-
Open	261.00 EUR
High	261.00 EUR
Low	261.00 EUR
Close (prev. day)	262.00 EUR
VWAP	0.00 EUR
Volume (pcs)	0
Trading volume	0.00
Number of trades	1
Last size	0

## Futures and Options

Related Futures	15
Related Options	-

5Y






Information about previous performance does not guarantee future performance.

Source: FactSet

## Erste Group related products on underlying

Product type	# products
Reverse convertibles	1
Express bonds	1

## Recent research

on instrument		on sector	
Date	Headline	Download	
2020/10/19	 Global Equity Ratings		
2020/10/19	 Globale Aktienempfehlungen		
2020/10/01	 Global Equity Ratings		
2020/10/01	 Globale Aktienempfehlungen		
2020/09/01	 Updates zu J&J, LVMH, NVIDIA, Samsung		

## Details

2020/10/21 17:32:34

## Price

261.00 EUR

Difference  -0.38% (-1.00)

## General attributes

ISIN	US01609W1027
Symbol	BABA
Exchange	Vienna Stock Exchange
Currency	EUR
Sector	Commerce
Security type	Stock
Market cap (m)	708,806 EUR
Benchmark	MSCI WORLD INDEX (STRD, UHD)

## Market data

Bid (Bid size)	-
Ask (Ask size)	-
Open	261.00 EUR
High	261.00 EUR
Low	261.00 EUR
Close (prev. day)	262.00 EUR
VWAP	0.00 EUR
Volume (pcs)	0
Trading volume	0.00
Number of trades	1
Last size	0

## Performance and Risk

	6M	1Y	3Y
Perf (%)	+36.79%	+68.82%	-
Perf (abs.)	+70.20	+106.40	-
Beta	1.09	0.80	1.05
Volatility	35.08	36.41	36.28

5Y



Information about previous performance does not guarantee future performance.

Source: FactSet


## Price data

Ø price 5 days   Ø volume 5 days (pcs.)	260.30 EUR (51)
Ø price 30 days   Ø volume 30 days (pcs.)	245.07 EUR (23)
Ø price 100 days   Ø volume 100 days (pcs.)	223.76 EUR (21)
Ø price 250 days   Ø volume 250 days (pcs.)	199.87 EUR (22)
YTD High   date	265.50 EUR (2020/10/19)
YTD Low   date	159.20 EUR (2020/03/18)
52 Weeks High   date	265.50 EUR (2020/10/19)
52 Weeks Low   date	153.00 EUR (2019/10/23)

## Erste Group related products on underlying

Product type	# products
Reverse convertibles	1
Express bonds	1

## All listings for ALIBABA GROUP HOLDING LTD. SP. ADR

Exchange 	Date	Time	Price	Trading volume (mio.)	Number of trades
Xetra	2020/10/21	17:35	260.50 EUR	4.43	344

Vienna Stock Exchange	2020/10/21	17:32	261.00	EUR	0.00	1
Tradegate	2020/10/21	22:26	260.00	EUR	4.52	678
Stuttgart	2020/10/21	21:54	260.00	EUR	0.39	35
SIX Swiss Exchange	2020/05/05	17:36	220.00	CHF	0.00	1
SIX Swiss Exchange	2020/02/24	17:36	169.10	USD	0.00	1
NYSE	2020/10/22	00:30	307.97	USD	3,456.18	117,952
Munich	2020/10/21	16:43	263.00	EUR	0.11	3
London Stock Exchange	2020/10/21	17:35	309.25	USD	0.40	51
Hanover	2020/10/21	12:12	262.00	EUR	0.00	2
Hamburg	2020/10/21	18:49	260.00	EUR	0.10	12
Frankfurt	2020/10/21	19:59	259.50	EUR	0.80	76
Duesseldorf	2020/10/21	19:50	261.00	EUR	0.00	6
Berlin	2020/10/21	18:27	260.50	EUR	0.05	3

## Company profile

### Company Logo



### Company Profile

-

### Contact Details

ALIBABA GROUP HOLDING LTD

--

Wang Shang Road 699 310052 Hangzhou,  
Binjiang District

Telefon: (+86) 571-8502-2088

Fax: (+86) 571-8981-5505

E-mail: -