

BRITISH POUND / SWISS FRANC (PSF) - CMG
(ELECTRONIC)/20200316

2019/08/23 21:13:31

Price
1.1845 CHFDifference  -0.70% (-0.01)

General attributes

Symbol	PSFH20
Exchange	Chicago Mercantile Exchange - Globex
Currency	CHF
Security type	Future
Underlying	BRITISH POUND / SWISS FRANC (GBP/CHF)
Maturity	03-2020
Contract size	125,000

Market data

Bid (Bid size)	- CHF (-)
Ask (Ask size)	- CHF (-)
Open	1.1845 CHF
High	1.1845 CHF
Low	1.1845 CHF
Close (prev. day)	1.1929 CHF
Underlying	BRITISH POUND / SWISS FRANC (GBP/CHF)
Underlying price (date)	1.1969 (19/08/23)
Settlement price (date)	1.18 (19/08/23)
Open Interest	-

Performance and Risk

	6M	1Y	3Y
Perf (%)	-6.99%	-	-
Perf (abs.)	-0.09	-	-
Beta	-	-	-
Volatility	8.18	8.29	8.29

Futures and Options

Related Futures	-
Related Options	-

5Y












Information about previous performance does not guarantee future performance.
Source: FactSet

Price data

Ø price 5 days Ø volume 5 days (pcs.)	1.1803 CHF (0)
Ø price 30 days Ø volume 30 days (pcs.)	1.1910 CHF (0)
Ø price 100 days Ø volume 100 days (pcs.)	1.2431 CHF (0)
Ø price 250 days Ø volume 250 days (pcs.)	- CHF (0)
YTD High date	1.3194 CHF (2019/05/03)
YTD Low date	1.1573 CHF (2019/08/12)
52 Weeks High date	1.3194 CHF (2019/05/03)
52 Weeks Low date	1.1573 CHF (2019/08/12)

Recent Research

on market		
Date	Headline	Download
2019/08/12	 Weekly Focus Poland	
2019/08/12	 Marktkommentar August 2019	
2019/08/12	 CEE Market Insights	
2019/08/06	 Weekly Focus Poland	
2019/07/31	 Forex News Euro weaker versus other major currencies	