

PINDUODUO INC SPON ADS EACH REP 4 ORD SHS

ISIN: **US7223041028** WKN: **722304102**

Overview

2021/04/20 09:16:00

Price
109.50 EURDifference  -0.45% (-0.50)

General attributes

ISIN	US7223041028
Symbol	PDD
Exchange	Frankfurt
Currency	EUR
Sector	Commerce
Security type	Stock
Market cap (m)	0
Benchmark	MSCI WORLD INDEX (STRD, UHD)

Market data

Bid (Bid size)	109.00 EUR (80)
Ask (Ask size)	112.00 EUR (80)
Open	109.50 EUR
High	109.50 EUR
Low	109.50 EUR
Close (prev. day)	110.00 EUR
VWAP	111.39344 EUR
Volume (pcs)	0
Trading volume	0.00
Number of trades	1
Last size	0

Futures and Options

Related Futures	-
Related Options	-











PDF Downloads

Annual report: PINDUODUO INC SPON ADS EACH REP 4 ORD SHS 

5Y

Information about previous performance does not guarantee future performance.
Source: FactSet

Recent research

on sector			
Date		Headline	Download
2021/04/08		Global Equity Ratings	
2021/04/08		Aktienempfehlungen Global	
2021/04/01		Global Equity Ratings	
2021/04/01		Aktienempfehlungen Global	
2021/03/03		Global Equity Ratings	

Details

2021/04/20 09:16:00

Price

109.50 EUR

Difference  -0.45% (-0.50)

General attributes

ISIN	US7223041028
Symbol	PDD
Exchange	Frankfurt
Currency	EUR
Sector	Commerce
Security type	Stock
Market cap (m)	0
Benchmark	MSCI WORLD INDEX (STRD, UHD)

Market data

Bid (Bid size)	109.00 EUR (80)
Ask (Ask size)	112.00 EUR (80)
Open	109.50 EUR
High	109.50 EUR
Low	109.50 EUR
Close (prev. day)	110.00 EUR
VWAP	111.39344 EUR
Volume (pcs)	0
Trading volume	0.00
Number of trades	1
Last size	0

Performance and Risk

	6M	1Y	3Y
Perf (%)	+50.68%	+170.94%	-
Perf (abs.)	+37.00	+69.40	-
Beta	2.06	1.07	1.05
Volatility	77.64	73.52	78.09

5Y



Information about previous performance does not guarantee future performance.
Source: FactSet

Price data

Ø price 5 days Ø volume 5 days (pcs.)	111.20 EUR (306)
Ø price 30 days Ø volume 30 days (pcs.)	119.57 EUR (422)
Ø price 100 days Ø volume 100 days (pcs.)	133.04 EUR (550)
Ø price 250 days Ø volume 250 days (pcs.)	96.23 EUR (470)
YTD High date	175.00 EUR (2021/02/16)
YTD Low date	102.00 EUR (2021/03/25)
52 Weeks High date	175.00 EUR (2021/02/16)
52 Weeks Low date	40.08 EUR (2020/05/04)

All listings for PINDUODUO INC SPON ADS EACH REP 4 ORD SHS

Exchange 	Date	Time	Price	Trading volume (mio.)	Number of trades
Tradegate	2021/04/20	11:49	111.50 EUR	0.02	5
Stuttgart	2021/04/16	16:04	111.50 EUR	0.00	4
Nasdaq	2021/04/19	22:00	132.80 USD	658.46	47,040
Munich	2021/04/20	08:07	109.00 EUR	0.00	1
London Stock	2021/04/	17:35	134.00 USD	0.00	4

Exchange	19						
Frankfurt	2021/04/ 20	09:16	109.50	EUR	0.00		1
Duesseldorf	2021/04/ 20	12:00	109.50	EUR	0.00		10
Berlin	2021/04/ 20	08:07	109.00	EUR	0.00		1

Company profile

Company Logo



Company Profile

Pinduoduo, Inc. operates as a holding company, which engages in the development and management of an e-commerce platform. Its Pinduoduo mobile application offers a selection of merchandise for buyer acquisition and engagement. The company was founded by Hua Lin Cai and Zheng Huang on April 20, 2015 and is headquartered in Shanghai, China.

Contact Details

PINDUODUO, INC.

--


28/F, No. 533 Loushanguan Road --
Shanghai

Telefon: 86-21-52661300

Fax: -

E-mail: -

PDF Downloads

Annual report: PINDUODUO INC SPON 
ADS EACH REP 4 ORD SHS