

ISETAN MITSUKOSHI HLDGS. LTD.

ISIN: JP3894900004 WKN: 3099

Overview

2023/10/04 08:09:42

Price
10.30 EURDifference  -4.63% (-0.50)

General attributes

ISIN	JP3894900004
Symbol	3099
Exchange	Berlin
Currency	EUR
Sector	Commerce
Security type	Stock
Market cap (m)	4,315 EUR
Benchmark	NIKKEI 225

Market data

Bid (Bid size)	10.30 EUR (400)
Ask (Ask size)	10.50 EUR (400)
Open	10.30 EUR
High	10.30 EUR
Low	10.30 EUR
Close (prev. day)	10.80 EUR
VWAP	-
Volume (pcs)	0
Trading volume	0.00
Number of trades	1
Last size	0

Futures and Options











Related Futures	-
Related Options	-

5Y



Information about previous performance does not guarantee future performance.
Source: FactSet

Recent research

on sector		on market	
Date		Headline	Download
2023/09/29		Global Equity Ratings	
2023/09/29		Aktienempfehlungen Global	
2023/09/08		Global Equity Ratings	
2023/09/08		Aktienempfehlungen Global	
2023/08/22		Global Equity Ratings	

Details

2023/10/04 08:09:42

Price

10.30 EUR

Difference ▼ -4.63% (-0.50)

General attributes

ISIN	JP3894900004
Symbol	3099
Exchange	Berlin
Currency	EUR
Sector	Commerce
Security type	Stock
Market cap (m)	4,315 EUR
Benchmark	NIKKEI 225

Market data

Bid (Bid size)	10.30 EUR (400)
Ask (Ask size)	10.50 EUR (400)
Open	10.30 EUR
High	10.30 EUR
Low	10.30 EUR
Close (prev. day)	10.80 EUR
VWAP	-
Volume (pcs)	0
Trading volume	0.00
Number of trades	1
Last size	0

Performance and Risk

	6M	1Y	3Y
Perf (%)	+8.00%	+30.12%	+134.78%
Perf (abs.)	+0.80	+2.50	+6.20
Beta	0.54	0.51	0.67
Volatility	27.29	29.68	33.86

5Y



Information about previous performance does not guarantee future performance.
Source: FactSet

Price data

Ø price 5 days Ø volume 5 days (pcs.)	10.80 EUR (0)
Ø price 30 days Ø volume 30 days (pcs.)	10.76 EUR (0)
Ø price 100 days Ø volume 100 days (pcs.)	9.91 EUR (8)
Ø price 250 days Ø volume 250 days (pcs.)	9.57 EUR (12)
YTD High date	11.10 EUR (2023/08/10)
YTD Low date	8.85 EUR (2023/06/29)
52 Weeks High date	11.10 EUR (2023/08/10)
52 Weeks Low date	7.95 EUR (2022/11/14)

Arbitrage views

Exchange	Date	Time	Price	Trading volume (mio.)	Number of trades
Tradegate	2023/10/03	20:02	10.80 EUR	0.00	1
Tokyo Stock Exchange	2023/10/03	08:00	1,707.00 JPY	45.62	5,639
Stuttgart	2023/10/04	08:01	10.30 EUR	0.00	1
Fukuoka Stock Exchange	2023/09/15	07:36	1,740.00 JPY	0.00	1
Frankfurt	2023/10/03	08:05	10.40 EUR	0.00	1

	04					
FINRA other OTC Issues	2022/01/25	19:40	7.815 USD	0.02		1
Duesseldorf	2023/10/04	09:10	10.10 EUR	0.00		2
Berlin	2023/10/04	08:09	10.30 EUR	0.00		1

Company profile

Company Logo



Company Profile

-

Contact Details

ISETAN MITSUKOSHI HOLDINGS

--

5-16-10, Shinjuku - 160-0022 Shinjuku-ku,
TKY

Telefon: +81 3 5843 5115

Fax: -

E-mail: -