

# ISETAN MITSUKOSHI HLDGS. LTD.

ISIN: **JP3894900004** WKN: **3099**

## Overview

2023/09/22 08:06:18

**Price**  
10.70 EUR

**Difference**  0.94% (0.10)

### General attributes

ISIN	JP3894900004
Symbol	3099
Exchange	Berlin
Currency	EUR
Sector	Commerce
Security type	Stock
Market cap (m)	4,284 EUR
Benchmark	NIKKEI 225

### Market data

Bid (Bid size)	-
Ask (Ask size)	-
Open	10.70 EUR
High	10.70 EUR
Low	10.70 EUR
Close (prev. day)	10.60 EUR
VWAP	-
Volume (pcs)	0
Trading volume	0.00
Number of trades	1
Last size	0

### Futures and Options











Related Futures	-
Related Options	-

5Y



Information about previous performance does not guarantee future performance.  
Source: FactSet

### Recent research

on sector		on market	
Date		Headline	Download
2023/09/08		Global Equity Ratings	
2023/09/08		Aktienempfehlungen Global	
2023/08/22		Global Equity Ratings	
2023/08/22		Aktienempfehlungen Global	
2023/08/17		Global Equity Ratings	

## Details

2023/09/22 08:06:18

### Price

10.70 EUR

Difference ▲ 0.94% (0.10)

### General attributes

ISIN	JP3894900004
Symbol	3099
Exchange	Berlin
Currency	EUR
Sector	Commerce
Security type	Stock
Market cap (m)	4,284 EUR
Benchmark	NIKKEI 225

### Market data

Bid (Bid size)	-
Ask (Ask size)	-
Open	10.70 EUR
High	10.70 EUR
Low	10.70 EUR
Close (prev. day)	10.60 EUR
VWAP	-
Volume (pcs)	0
Trading volume	0.00
Number of trades	1
Last size	0

### Performance and Risk

	6M	1Y	3Y
Perf (%)	+16.30%	+25.88%	+143.18%
Perf (abs.)	+1.50	+2.20	+6.30
Beta	0.56	0.52	0.67
Volatility	27.01	30.13	34.57

5Y



Information about previous performance does not guarantee future performance.  
Source: FactSet

### Price data

Ø price 5 days   Ø volume 5 days (pcs.)	10.78 EUR (0)
Ø price 30 days   Ø volume 30 days (pcs.)	10.74 EUR (0)
Ø price 100 days   Ø volume 100 days (pcs.)	9.83 EUR (8)
Ø price 250 days   Ø volume 250 days (pcs.)	9.52 EUR (12)
YTD High   date	11.10 EUR (2023/08/10)
YTD Low   date	8.85 EUR (2023/06/29)
52 Weeks High   date	11.10 EUR (2023/08/10)
52 Weeks Low   date	7.95 EUR (2022/11/14)

### Arbitrage views

Exchange <span>⊕</span>	Date	Time	Price	Trading volume (mio.)	Number of trades
Tradegate	2023/09/22	22:27	10.90 EUR	0.00	1
Tokyo Stock Exchange	2023/09/22	08:00	1,704.50 JPY	40.16	3,518
Stuttgart	2023/09/22	08:10	10.70 EUR	0.00	3
Fukuoka Stock Exchange	2023/09/15	07:36	1,740.00 JPY	0.00	1
Frankfurt	2023/09/22	16:11	11.00 EUR	0.00	4

	22					
FINRA other OTC Issues	2022/01/ 25	19:40	7.815 USD	0.02		1
Duesseldorf	2023/09/ 22	19:30	10.40 EUR	0.00		4
Berlin	2023/09/ 22	08:06	10.70 EUR	0.00		1

## Company profile

### Company Logo



### Company Profile

-

### Contact Details

ISETAN MITSUKOSHI HOLDINGS

--

5-16-10, Shinjuku - 160-0022 Shinjuku-ku,  
TKY

Telefon: +81 3 5843 5115

Fax: -

E-mail: -