

RWE AG

ISIN: DE0007037129

WKN: 703712

Overview

2023/03/31 16:57:50

Price
39.65 EURDifference ▲ 0.97% (0.38)

General attributes

ISIN	DE0007037129
Symbol	RWE
Exchange	Hamburg
Currency	EUR
Sector	Utilities
Security type	Stock
Market cap (m)	26,555 EUR
Benchmark	GERMANY DAX

Market data

Bid (Bid size)	39.68 EUR (1,261)
Ask (Ask size)	39.70 EUR (1,260)
Open	39.18 EUR
High	39.65 EUR
Low	39.18 EUR
Close (prev. day)	39.27 EUR
VWAP	-
Volume (pcs)	1,211
Trading volume	47,879.66
Number of trades	6
Last size	180

Futures and Options

Related Futures	38
Related Options	-

PDF Downloads

Annual report: RWE AG 

5Y












Information about previous performance does not guarantee future performance.
Source: FactSet

Erste Group related products on underlying

Product type	# products
Turbos	47

Recent research

on instrument	on sector	on market
Date	Headline	Download
2023/03/28	 Global Equity Ratings	
2023/03/28	 Aktienempfehlungen Global	
2023/03/16	 Global Equity Ratings	
2023/03/16	 Aktienempfehlungen Global	
2023/03/10	 Global Equity Ratings	

Details

2023/03/31 16:57:50

Price
39.65 EUR

Difference ▲ 0.97% (0.38)

General attributes

ISIN	DE0007037129
Symbol	RWE
Exchange	Hamburg
Currency	EUR
Sector	Utilities
Security type	Stock
Market cap (m)	26,555 EUR
Benchmark	GERMANY DAX

Market data

Bid (Bid size)	39.68 EUR (1,261)
Ask (Ask size)	39.70 EUR (1,260)
Open	39.18 EUR
High	39.65 EUR
Low	39.18 EUR
Close (prev. day)	39.27 EUR
VWAP	-
Volume (pcs)	1,211
Trading volume	47,879.66
Number of trades	6
Last size	180

Performance and Risk

	6M	1Y	3Y
Perf (%)	+3.81%	+1.89%	+70.29%
Perf (abs.)	+1.44	+0.73	+16.21
Beta	0.55	0.57	0.65
Volatility	25.25	30.26	30.70



Information about previous performance does not guarantee future performance.
Source: FactSet

Price data

Ø price 5 days Ø volume 5 days (pcs.)	38.32 EUR (561)
Ø price 30 days Ø volume 30 days (pcs.)	39.13 EUR (486)
Ø price 100 days Ø volume 100 days (pcs.)	40.51 EUR (650)
Ø price 250 days Ø volume 250 days (pcs.)	39.97 EUR (746)
YTD High date	43.50 EUR (2023/01/25)
YTD Low date	37.41 EUR (2023/03/20)
52 Weeks High date	43.87 EUR (2022/08/26)
52 Weeks Low date	34.94 EUR (2022/07/01)

Erste Group related products on underlying

Product type	# products
Turbos	47

All listings for RWE AG

Exchange	Date	Time	Price	Trading volume (mio.)	Number of trades
Xetra	2023/03/31	16:59	39.69 EUR	37.49	3,916
Vienna Stock Exchange	2023/03/31	09:05	39.39 EUR	0.00	1

	03/31				
Tradegate	2023/ 03/31	16:57	39.66 EUR	2.77	312
Stuttgart	2023/ 03/31	16:55	39.63 EUR	0.25	119
SIX Swiss Exchange	2022/ 10/07	17:35	38.00 CHF	0.00	1
SIX Swiss Exchange	2022/ 09/13	17:36	43.03 EUR	0.00	1
Prague Stock Exchange	2023/ 03/24	15:10	893.70 CZK	0.01	1
Munich	2023/ 03/31	16:28	39.63 EUR	0.01	3
London Stock Exchange European Trade Reporting	2023/ 03/31	16:09	39.62 EUR	0.05	5
Hanover	2023/ 03/31	08:16	39.18 EUR	0.00	1
Hamburg	2023/ 03/31	16:57	39.65 EUR	0.05	6
Frankfurt	2023/ 03/31	15:22	39.42 EUR	0.06	9
FINRA other OTC Issues	2023/ 03/30	18:57	42.91 USD	0.03	4
Euronext Milan MTF Trading After Hours	2022/ 09/26	18:34	38.85 EUR	0.00	1
Euronext Milan MTF Global Equity Market	2023/ 03/31	15:40	39.55 EUR	0.01	2
Duesseldorf	2023/ 03/31	16:56	39.65 EUR	0.00	3
Berlin	2023/ 03/31	12:31	39.45 EUR	0.00	2
BX Swiss	2023/ 03/08	18:00	37.869 CHF	0.01	2

Company profile

Company Logo



Contact Details

RWE AG

--

Platz 1 - 45128 Essen

Telefon: +49-201-51790

Fax: +49-201-51795299

E-mail: contact@rwe.com

PDF Downloads

Annual report: RWE AG



Company Profile

RWE AG is a holding company, which engages in the generation, transmission, distribution, and trading of electricity and gas. It operates through the following segments: Offshore Wind; Onshore Wind and Solar; Hydro, Biomass, and Gas; Supply and Trading; and Coal and Nuclear. The Offshore Wind segment consists of the offshore wind business. The Onshore Wind and Solar segment comprise of the onshore wind, solar power, and battery storage. The Hydro, Biomass, and Gas segment covers the activities with run-of-river, pumped storage, biomass, and gas-fired power plants. The Supply and Trading segment contains energy and commodities trading, the marketing and hedging of the group's electricity position and the gas midstream business. The Coal and Nuclear segment refer to German electricity production using lignite and nuclear power, as well as lignite mining operations in the Rhineland. The company was founded in 1898 and is headquartered in Essen, Germany.

Members of Management Board

Rolf Martin Schmitz	Chairman of Managing Board
Markus Krebber	Chairman of Managing Board
Michael Müller	Member of Executive Committee
Markus Krebber	Member of Executive Committee
Zvezdana Seeger	Member of Executive Committee

Board of directors

Werner Brandt	Chairman of Supervisory Board
Andreas Wagner	Member of Supervisory Board
Erhard Walter Schipporeit	Member of Supervisory Board
Hans Friedrich Bunting	Member of Supervisory Board
Hans-Peter Keitel	Member of Supervisory Board
Monika Kircher-Kohl	Member of Supervisory Board
Dagmar Mühlenfeld	Member of Supervisory Board
Dagmar Paasch	Member of Supervisory Board
Dirk Schumacher	Member of Supervisory Board
Harald Louis	Member of Supervisory Board
Hauke Stars	Member of Supervisory Board
Helle Valentin Hasselris	Member of Supervisory Board
Marion Weckes	Member of Supervisory Board
Matthias Dürbaum	Member of Supervisory Board
Michael Bochinsky	Member of Supervisory Board
Peter Ottmann	Member of Supervisory Board
Ralf Sikorski	Member of Supervisory Board
Reiner van Limbeck	Member of Supervisory Board
Sandra	Member of Supervisory Board

Bossemeier	Board
Thomas Kufen	Member of Supervisory Board