

## 2CRSI SA EUR0.09

ISIN: FR0013341781

WKN: -

## Overview

2022/08/16 17:35:16

Price  
3.24 EURDifference  0.93% (0.03)

## General attributes

ISIN	FR0013341781
Symbol	2CRSI
Exchange	Euronext Paris
Currency	EUR
Sector	-
Security type	Stock
Market cap (m)	47 EUR
Benchmark	CAC 40 INDEX

## Market data

Bid (Bid size)	3.23 EUR (217)
Ask (Ask size)	3.31 EUR (849)
Open	3.21 EUR
High	3.32 EUR
Low	3.21 EUR
Close (prev. day)	3.21 EUR
VWAP	3.277879 EUR
Volume (pcs)	8,597
Trading volume	28,180.00
Number of trades	46
Last size	5

## Futures and Options









Related Futures	-
Related Options	-

5Y



Information about previous performance does not guarantee future performance.  
Source: FactSet

## Recent research

on market		
Date	Headline	Download
2022/08/08	 Global Equity Ratings	
2022/08/08	 Aktienempfehlungen Global	
2022/08/08	 Marktkommentar	
2022/07/25	 Global Equity Ratings	
2022/07/25	 Aktienempfehlungen Global	

## Details

2022/08/16 17:35:16

## Price

3.24 EUR

Difference ▲ 0.93% (0.03)

## General attributes

ISIN	FR0013341781
Symbol	2CRSI
Exchange	Euronext Paris
Currency	EUR
Sector	-
Security type	Stock
Market cap (m)	47 EUR
Benchmark	CAC 40 INDEX

## Market data

Bid (Bid size)	3.23 EUR (217)
Ask (Ask size)	3.31 EUR (849)
Open	3.21 EUR
High	3.32 EUR
Low	3.21 EUR
Close (prev. day)	3.21 EUR
VWAP	3.277879 EUR
Volume (pcs)	8,597
Trading volume	28,180.00
Number of trades	46
Last size	5

## Performance and Risk

	6M	1Y	3Y
Perf (%)	-23.49%	-24.30%	-63.84%
Perf (abs.)	-1.00	-1.04	-5.72
Beta	-	-	-
Volatility	60.22	51.33	71.07

5Y



Information about previous performance does not guarantee future performance.

Source: FactSet

## Price data

Ø price 5 days   Ø volume 5 days (pcs.)	3.25 EUR (6,122)
Ø price 30 days   Ø volume 30 days (pcs.)	3.18 EUR (11,008)
Ø price 100 days   Ø volume 100 days (pcs.)	3.99 EUR (12,513)
Ø price 250 days   Ø volume 250 days (pcs.)	4.23 EUR (17,442)
YTD High   date	5.19 EUR (2022/01/03)
YTD Low   date	2.61 EUR (2022/03/07)
52 Weeks High   date	5.20 EUR (2021/11/04)
52 Weeks Low   date	2.61 EUR (2022/03/07)

## All listings for 2CRSI SA EUR0.09

Exchange <span>📍</span>	Date	Time	Price	Trading volume (mio.)	Number of trades
Stuttgart	2022/08/16	16:33	3.185 EUR	0.00	11
Frankfurt	2022/08/16	16:04	3.275 EUR	0.00	3
Euronext Paris	2022/08/16	17:35	3.24 EUR	0.03	46
Berlin	2022/08/16	08:02	3.12 EUR	0.00	1

## Company profile

### Company Logo

<https://>

### Company Profile

-

### Contact Details

2CRSI S.A.

--

----

Telefon: -

Fax: -

E-mail: -