

2CRSI SA EUR0.09

ISIN: FR0013341781

WKN: -

Overview

2022/05/24 17:29:58

Price

4.545 EUR

Difference  -1.84% (-0.09)

General attributes

ISIN	FR0013341781
Symbol	2CRSI
Exchange	Euronext Paris
Currency	EUR
Sector	-
Security type	Stock
Market cap (m)	65 EUR
Benchmark	CAC 40 INDEX

Market data

Bid (Bid size)	4.365 EUR (3)
Ask (Ask size)	4.68 EUR (104)
Open	4.63 EUR
High	4.645 EUR
Low	4.36 EUR
Close (prev. day)	4.63 EUR
VWAP	4.504862 EUR
Volume (pcs)	16,017
Trading volume	72,154.00
Number of trades	90
Last size	1

Futures and Options

Related Futures	-
Related Options	-









5Y



Information about previous performance does not guarantee future performance.

Source: FactSet

Recent research

on market		
Date	Headline	Download
2022/05/10	 Marktkommentar	
2022/05/04	 Global Equity Ratings	
2022/05/04	 Aktienempfehlungen Global	
2022/04/27	 Global Equity Ratings	
2022/04/27	 Aktienempfehlungen Global	

Details

2022/05/24 17:29:58

Price

4.545 EUR

Difference  -1.84% (-0.09)

General attributes

ISIN	FR0013341781
Symbol	2CRSI
Exchange	Euronext Paris
Currency	EUR
Sector	-
Security type	Stock
Market cap (m)	65 EUR
Benchmark	CAC 40 INDEX

Market data

Bid (Bid size)	4.365 EUR (3)
Ask (Ask size)	4.68 EUR (104)
Open	4.63 EUR
High	4.645 EUR
Low	4.36 EUR
Close (prev. day)	4.63 EUR
VWAP	4.504862 EUR
Volume (pcs)	16,017
Trading volume	72,154.00
Number of trades	90
Last size	1

Performance and Risk

	6M	1Y	3Y
Perf (%)	+3.30%	-0.87%	-49.61%
Perf (abs.)	+0.15	-0.04	-4.48
Beta	0.75	0.78	1.06
Volatility	55.83	47.90	69.64

5Y



Information about previous performance does not guarantee future performance.

Source: FactSet

Price data

Ø price 5 days Ø volume 5 days (pcs.)	4.621 EUR (9,175)
Ø price 30 days Ø volume 30 days (pcs.)	4.670 EUR (12,224)
Ø price 100 days Ø volume 100 days (pcs.)	4.390 EUR (16,131)
Ø price 250 days Ø volume 250 days (pcs.)	4.379 EUR (18,589)
YTD High date	5.190 EUR (2022/01/03)
YTD Low date	2.610 EUR (2022/03/07)
52 Weeks High date	5.200 EUR (2021/11/04)
52 Weeks Low date	2.610 EUR (2022/03/07)

All listings for 2CRSI SA EUR0.09

Exchange 	Date	Time	Price	Trading volume (mio.)	Number of trades
Stuttgart	2022/05/24	15:32	4.325 EUR	0.00	9
Frankfurt	2022/05/24	16:31	4.40 EUR	0.00	2
Euronext Paris	2022/05/24	17:29	4.545 EUR	0.07	90
Berlin	2022/05/24	08:07	4.50 EUR	0.00	1

Company profile

Company Logo

<https://>

Company Profile

-

Contact Details

2CRSI S.A.

--

Telefon: -

Fax: -

E-mail: -