

YAMATO HOLDINGS CORP LTD.

ISIN: JP3940000007 WKN: 9064

Overview

2023/06/08 08:00:00

Price
2,468.50 JPYDifference  -3.33% (-85.00)

General attributes

ISIN	JP3940000007
Symbol	9064
Exchange	Tokyo Stock Exchange
Currency	JPY
Sector	Transport
Security type	Stock
Market cap (m)	6,258 EUR
Benchmark	NIKKEI 225

Market data

Bid (Bid size)	2,466.50 JPY (300)
Ask (Ask size)	2,469.00 JPY (400)
Open	2,530.50 JPY
High	2,538.50 JPY
Low	2,453.00 JPY
Close (prev. day)	2,553.50 JPY
VWAP	2,485.4399 JPY
Volume (pcs)	1,944,600
Trading volume	48,331,864.00
Number of trades	4,327
Last size	527,400

Futures and Options






Related Futures	-
Related Options	-

5Y



Information about previous performance does not guarantee future performance.
Source: FactSet

Recent research

on sector		on market	
Date		Headline	Download
2023/06/06		Global Equity Ratings	
2023/06/06		Aktienempfehlungen Global	
2023/06/02		Equity Weekly	
2023/06/01		Aktienempfehlungen Global	
2023/06/01		Global Equity Ratings	

Details

2023/06/08 08:00:00

Price

2,468.50 JPY

Difference ▼ -3.33% (-85.00)

General attributes

ISIN	JP3940000007
Symbol	9064
Exchange	Tokyo Stock Exchange
Currency	JPY
Sector	Transport
Security type	Stock
Market cap (m)	6,258 EUR
Benchmark	NIKKEI 225

Market data

Bid (Bid size)	2,466.50 JPY (300)
Ask (Ask size)	2,469.00 JPY (400)
Open	2,530.50 JPY
High	2,538.50 JPY
Low	2,453.00 JPY
Close (prev. day)	2,553.50 JPY
VWAP	2,485.4399 JPY
Volume (pcs)	1,944,600
Trading volume	48,331,864.00
Number of trades	4,327
Last size	527,400

Performance and Risk

	6M	1Y	3Y
Perf (%)	+7.89%	+12.20%	+5.58%
Perf (abs.)	+180.50	+268.50	+130.50
Beta	0.71	0.66	0.62
Volatility	24.29	23.17	26.78

5Y



Information about previous performance does not guarantee future performance.

Source: FactSet

Price data

Ø price 5 days Ø volume 5 days (pcs.)	2,564.80 JPY (1,661,800)
Ø price 30 days Ø volume 30 days (pcs.)	2,487.53 JPY (1,431,660)
Ø price 100 days Ø volume 100 days (pcs.)	2,323.26 JPY (1,152,201)
Ø price 250 days Ø volume 250 days (pcs.)	2,261.77 JPY (1,221,486)
YTD High date	2,618.00 JPY (2023/06/06)
YTD Low date	2,008.00 JPY (2023/01/16)
52 Weeks High date	2,618.00 JPY (2023/06/06)
52 Weeks Low date	2,008.00 JPY (2023/01/16)

Arbitrage views

Exchange	Date	Time	Price	Trading volume (mio.)	Number of trades
Tokyo Stock Exchange	2023/06/08	08:00	2,468.50 JPY	48.33	4,327
Stuttgart	2021/09/30	08:25	21.40 EUR	0.00	1
FINRA other OTC Issues	2023/05/12	16:27	18.36 USD	0.07	2

Company profile

Company Logo



Company Profile

-

Contact Details

YAMATO TRANSPORT

--

2-16-10, Ginza, Chuo-ku - 104-8125 Tokyo

Telefon: 03-3541-3411

Fax: 03-3542-3887

E-mail: -