

MARUBENI CORP

ISIN: JP3877600001 WKN: 8002

Overview

2023/03/20 07:00:00

Price
1,695.50 JPYDifference  -1.71% (-29.50)

General attributes

ISIN	JP3877600001
Symbol	8002
Exchange	Tokyo Stock Exchange
Currency	JPY
Sector	Commerce
Security type	Stock
Market cap (m)	20,617 EUR
Benchmark	NIKKEI 225

Market data

Bid (Bid size)	1,694.50 JPY (600)
Ask (Ask size)	1,696.00 JPY (4,900)
Open	1,721.50 JPY
High	1,726.00 JPY
Low	1,691.50 JPY
Close (prev. day)	1,725.00 JPY
VWAP	1,705.8399 JPY
Volume (pcs)	5,461,900
Trading volume	93,171,267.00
Number of trades	7,445
Last size	933,500

Futures and Options











Related Futures	-
Related Options	-

5Y



Information about previous performance does not guarantee future performance.
Source: FactSet

Recent research

on sector		on market	
Date		Headline	Download
2023/03/16		Global Equity Ratings	
2023/03/16		Aktienempfehlungen Global	
2023/03/10		Global Equity Ratings	
2023/03/10		Aktienempfehlungen Global	
2023/02/27		Global Equity Ratings	

Details

2023/03/20 07:00:00

Price

1,695.50 JPY

Difference ▼ -1.71% (-29.50)

General attributes

ISIN	JP3877600001
Symbol	8002
Exchange	Tokyo Stock Exchange
Currency	JPY
Sector	Commerce
Security type	Stock
Market cap (m)	20,617 EUR
Benchmark	NIKKEI 225

Market data

Bid (Bid size)	1,694.50 JPY (600)
Ask (Ask size)	1,696.00 JPY (4,900)
Open	1,721.50 JPY
High	1,726.00 JPY
Low	1,691.50 JPY
Close (prev. day)	1,725.00 JPY
VWAP	1,705.8399 JPY
Volume (pcs)	5,461,900
Trading volume	93,171,267.00
Number of trades	7,445
Last size	933,500

Performance and Risk

	6M	1Y	3Y
Perf (%)	+19.87%	+23.67%	+224.75%
Perf (abs.)	+281.00	+324.50	+1,173.40
Beta	1.19	1.05	1.04
Volatility	29.70	30.42	34.71

5Y



Information about previous performance does not guarantee future performance.
Source: FactSet

Price data

Ø price 5 days Ø volume 5 days (pcs.)	1,729.60 JPY (8,435,280)
Ø price 30 days Ø volume 30 days (pcs.)	1,782.90 JPY (7,437,313)
Ø price 100 days Ø volume 100 days (pcs.)	1,588.60 JPY (7,195,920)
Ø price 250 days Ø volume 250 days (pcs.)	1,443.18 JPY (7,482,372)
YTD High date	1,933.00 JPY (2023/03/09)
YTD Low date	1,476.00 JPY (2023/01/05)
52 Weeks High date	1,933.00 JPY (2023/03/09)
52 Weeks Low date	1,142.00 JPY (2022/07/07)

Arbitrage views

Exchange	Date	Time	Price	Trading volume (mio.)	Number of trades
Tradegate	2023/03/20	13:42	12.175 EUR	0.00	3
Tokyo Stock Exchange	2023/03/20	07:00	1,695.50 JPY	93.17	7,445
Stuttgart	2023/03/20	10:40	12.195 EUR	0.00	2
Munich	2023/03/20	08:10	12.145 EUR	0.00	1
Frankfurt	2023/03/20	11:12	12.29 EUR	0.04	4

	20					
FINRA other OTC Issues	2023/03/20	18:06	12.90 USD	0.01		3
Duesseldorf	2023/03/20	18:30	11.975 EUR	0.00		10
Berlin	2023/03/20	08:10	12.055 EUR	0.00		1

Company profile

Company Logo

Marubeni

Company Profile

-

Contact Details

MARUBENI

--

4-2, Ohtemachi 1-chome 100-8088 Chiyoda-ku, Tokyo

Telefon: +81 3 3282 2111

Fax: +81 3 3282 4241

E-mail: -