

E.ON SE

ISIN:

DE000ENAG999

WKN: ENAG99

Overview

2021/04/19 09:18:58

Price

257.00 CZK

Difference  -0.06% (-0.15)

General attributes

ISIN	DE000ENAG999
Symbol	EOAN
Exchange	Prague Stock Exchange
Currency	CZK
Sector	Utilities
Security type	Stock
Market cap (m)	25,917 EUR
Benchmark	GERMANY DAX

Market data

Bid (Bid size)	-
Ask (Ask size)	-
Open	257.00 CZK
High	257.00 CZK
Low	257.00 CZK
Close (prev. day)	257.15 CZK
VWAP	257.00 CZK
Volume (pcs)	150
Trading volume	38,550.00
Number of trades	1
Last size	150

Futures and Options

Related Futures	48
Related Options	-

PDF Downloads




Annual report: E.ON SE 

5Y



Information about previous performance does not guarantee future performance.
Source: FactSet

Recent research

on instrument	on sector	on market
Date	Headline	Download
2021/04/08	 Global Equity Ratings	
2021/04/08	 Aktienempfehlungen Global	
2021/04/01	 Global Equity Ratings	
2021/04/01	 Aktienempfehlungen Global	
2021/03/03	 Global Equity Ratings	

Details

2021/04/19 09:18:58

Price
257.00 CZK

Difference ▼ -0.06% (-0.15)

General attributes

ISIN	DE000ENAG999
Symbol	EOAN
Exchange	Prague Stock Exchange
Currency	CZK
Sector	Utilities
Security type	Stock
Market cap (m)	25,917 EUR
Benchmark	GERMANY DAX

Market data

Bid (Bid size)	-
Ask (Ask size)	-
Open	257.00 CZK
High	257.00 CZK
Low	257.00 CZK
Close (prev. day)	257.15 CZK
VWAP	257.00 CZK
Volume (pcs)	150
Trading volume	38,550.00
Number of trades	1
Last size	150

Performance and Risk

	6M	1Y	3Y
Perf (%)	-3.56%	+4.41%	-
Perf (abs.)	-9.50	+10.85	-
Beta	0.51	0.62	0.56
Volatility	33.67	37.22	45.55

5Y



Information about previous performance does not guarantee future performance.
Source: FactSet

Price data

Ø price 5 days Ø volume 5 days (pcs.)	256.16 CZK (142)
Ø price 30 days Ø volume 30 days (pcs.)	235.01 CZK (278)
Ø price 100 days Ø volume 100 days (pcs.)	240.43 CZK (290)
Ø price 250 days Ø volume 250 days (pcs.)	- CZK (242)
YTD High date	257.15 CZK (2021/04/12)
YTD Low date	220.00 CZK (2021/03/03)
52 Weeks High date	275.05 CZK (2020/07/22)
52 Weeks Low date	220.00 CZK (2021/03/03)

Arbitrage views

Exchange	Date	Time	Price	Trading volume (mio.)	Number of trades
Xetra	2021/04/21	17:35	9.94 EUR	72.53	8,842
Vienna Stock Exchange	2021/04/21	17:32	9.94 EUR	0.00	2
Tradegate	2021/04/21	22:26	9.986 EUR	8.97	878
Stuttgart	2021/04/21	21:55	9.993 EUR	3.95	304

SIX Swiss Exchange	2019/ 07/05	17:35	10.75 CHF	0.00	1
SIX Swiss Exchange	2020/ 04/24	17:36	8.90 EUR	0.00	1
Prague Stock Exchange	2021/ 04/19	09:18	257.00 CZK	0.04	1
Munich	2021/ 04/21	15:37	9.954 EUR	0.01	2
London Stock Exchange European Trade Reporting	2021/ 04/21	17:30	9.967 EUR	4.52	3
Hanover	2021/ 04/21	17:35	9.944 EUR	0.00	3
Hamburg	2021/ 04/21	19:16	9.997 EUR	0.20	20
Frankfurt	2021/ 04/21	19:31	9.964 EUR	0.45	44
FINRA other OTC Issues	2021/ 04/21	17:43	11.9777 USD	0.01	1
Euronext Brussels	2021/ 04/21	12:50	10.066 EUR	0.01	5
Duesseldorf	2021/ 04/21	19:30	9.965 EUR	0.02	21
Budapest Stock Exchange	2021/ 04/20	17:20	3,621.00 HUF	0.51	4
Bucharest Stock Exchange	2021/ 04/20	14:24	49.30 RON	0.00	1
Borsa Italiana MTF Trading After Hours	2021/ 03/25	19:40	9.54 EUR	0.00	1
Borsa Italiana MTF Global Equity Market	2021/ 04/21	17:35	9.945 EUR	0.12	22
Berlin	2021/ 04/21	19:03	9.953 EUR	0.01	4

Company profile

Company Logo



Contact Details

E.ON SE

--

Bruesseler Platz 1 - 45131 Essen

Telefon: 49-201-184-00

Fax: -

E-mail: info@eon.com

PDF Downloads

Annual report: E.ON SE



Company Profile

E.ON SE engages in the provision of energy solutions. It operates through the following business segments: Energy Networks, Customer Solutions, Renewables, Non-Core Business, and Corporate Functions/Other. The Energy Networks segment deals with power and gas distribution networks and related activities. The Customer Solutions segment supplies customers in Europe with power, gas, and heat as well as with products and service. The Renewables segment involves in the production of wind power plants (onshore and offshore) as well as solar farms. The Non-Core Business segment comprises the non-strategic activities of the E.ON Group. The Corporate Functions/Other segment consists of equity investments held directly. The company was founded on June 16, 2000 and is headquartered Essen, Germany.

Members of Management Board

Johannes Teysen	Chairman of Managing Board
Leonhard Birnbaum	Member of Executive Committee
Marc Spieker	Member of Executive Committee
Thomas König	Member of Executive Committee
Alexander Ihl	Member of Executive Committee
Johan Magnus Mörnstam	Member of Executive Committee
Karsten Wildberger	Member of Executive Committee
Markus Nitschke	Member of Executive Committee
Susanne Fabry	Member of Executive Committee
Teresa Marie Jäschke	Member of Executive Committee
Thomas Birr	Member of Executive Committee
Verena Nicolaus-Kronenberg	Member of Executive Committee

Board of directors

Karl-Ludwig Kley	Chairman of Supervisory Board
Karen Maria Alida de Segundo	Member of Supervisory Board
Rolf Martin Schmitz	Member of Supervisory Board
Albert Zettl	Member of Supervisory Board
Andreas Scheidt	Member of Supervisory Board
Andreas Schmitz	Member of Supervisory Board
Carolina Dybeck-Happe	Member of Supervisory Board
Christoph Schmitz	Member of Supervisory Board
Deborah Wilkens	Member of Supervisory Board
Elisabeth Wallbaum	Member of Supervisory Board
Erich Clementi	Member of Supervisory Board
Eugen-Gheorghe Luha	Member of Supervisory Board
Ewald Woste	Member of Supervisory Board
Fred Schulz	Member of Supervisory Board
Klaus Fröhlich	Member of Supervisory Board
Miroslav Pelouch	Member of Supervisory Board
Monika Krebber	Member of Supervisory Board
René Pöhls	Member of Supervisory Board
Stefan May	Member of Supervisory Board
Szilvia Pinczésné	Member of

