

OMX STOCKHOLM_PI

ISIN: SE0000744195

WKN: -

Overview

2021/06/24 17:36:18

Price

916.6573 SEK

Difference  1.26% (11.38)

General attributes

ISIN	SE0000744195
Symbol	-
Country	Sweden
Instruments in index	371
Type of index	-
Security type	Index

Top 5

Name 	Price	+ - (%) 	Trend 
RNB RETAIL...	2.72	+18.78	
RIZZO GROU...	0.1502	+12.26	
ENIRO AB	0.86	+8.86	
PROBI AB	605.00	+8.62	
BIOARCTIC ...	121.20	+7.83	

Intraday **1W** 1M 6M 1Y 3Y

5Y








Information about previous performance does not guarantee future performance.
Source: FactSet

Flop 5

Name 	Price	+ - (%) 	Trend 
KLÖVERN AB	17.94	-5.58	
ENQUEST PL...	2.592	-5.40	
KAROLINSKA...	3.16	-4.53	
MAHA ENERG...	14.42	-3.42	
NORDIC ENT...	382.00	-3.05	

Intraday **1W** 1M 6M 1Y 3Y

Recent research

on market		
Date	Headline	Download
2021/06/22	 Global Equity Ratings	
2021/06/22	 Aktienempfehlungen Global	
2021/06/17	 Global Equity Ratings	
2021/06/17	 Aktienempfehlungen Global	
2021/06/10	 Global Equity Ratings	



More information on countries & regions

[➤ Markets by Region](#)

Details

2021/06/24 17:36:18

Price

916.6573 SEKDifference  1.26% (11.38)

General attributes

ISIN SE0000744195

Symbol -

Country Sweden

Security type Index

Instruments in index 371

Market data

Open 906.7526 SEK

High 917.1754 SEK

Low 906.7526 SEK

Close (prev. day) 905.2732 SEK

Trading volume (m) -

Volume (pcs) -

Performance and Risk

	6M	1Y	3Y
Perf (%)	+20.56%	+43.42%	+60.39%
Perf (abs.)	+156.31	+277.50	+345.15
Beta	-	-	-
Volatility	14.15	15.11	19.75



Information about previous performance does not guarantee future performance.
Source: FactSet

Price data

Ø price 5 days Ø volume 5 days (pcs.)	912.4124 SEK (0)
Ø price 30 days Ø volume 30 days (pcs.)	913.3090 SEK (0)
Ø price 100 days Ø volume 100 days (pcs.)	878.3393 SEK (0)
Ø price 250 days Ø volume 250 days (pcs.)	788.3745 SEK (0)
YTD High date	935.7351 SEK (2021/06/14)
YTD Low date	773.1331 SEK (2021/01/04)
52 Weeks High date	935.7351 SEK (2021/06/14)
52 Weeks Low date	632.2472 SEK (2020/06/25)

Composition

Name ISIN	Price	Diff % Diff +/-	Performance	Date Time	Turnover Pc. Turnover Money
AAK AB SE0011337708	192.25	1.40% 2.65		21/06/24 17:29:50	266,430 51,078,893.37
ABB LTD CH0012221716	289.80	1.08% 3.10		21/06/24 17:29:56	950,104 272,895,662.15
ABLIVA AB SE0002575340	0.6995	2.19% 0.02		21/06/24 17:22:28	300,547 205,296.45
ACADEMEDIA AB NPV SE0007897079	76.00	0.26% 0.20		21/06/24 17:29:40	179,163 13,557,416.80
ACQ BURE AB NPV SE0015657788	101.65	0.25% 0.25		21/06/24 17:29:56	28,467 2,906,142.80
ACTIC GROUP AB NPV SE0009269467	16.65	-1.19% -0.20		21/06/24 17:24:52	7,542 125,492.35
ACTIVE BIOTECH AB SE0001137985	1.438	0.56% 0.01		21/06/24 17:29:58	137,379 198,040.47
ADAPTEO OYJ NPV FI4000383898	163.80	0.00% 0.00		21/06/24 17:29:39	156,376 25,614,590.20
ADDLIFE AB SER. B SE0014401378	246.20	3.71% 8.80		21/06/24 17:29:49	125,600 30,572,868.40
ADDNODE GROUP AB SER. B SE0000472268	303.00	0.66% 2.00		21/06/24 17:29:46	8,591 2,597,224.50
ADDTECH AB SER. B SE0014781795	140.00	2.94% 4.00		21/06/24 17:29:36	276,150 38,562,492.50
AFRICA OIL CORP CA00829Q1019	8.11	-1.46% -0.12		21/06/24 17:29:45	1,061,298 8,674,416.66
AFRY AB SE0005999836	282.00	0.79% 2.20		21/06/24 17:29:55	137,933 38,758,938.80
AGROMINO A/S DK0060823516	4.60	-0.86% -0.04		20/10/30 12:54:38	12,725 59,016.72
ALFA LAVAL AB SE0000695876	302.70	1.61% 4.80		21/06/24 17:29:43	711,733 214,957,437.80
ALIMAK GROUP AB SE0007158910	136.00	1.04% 1.40		21/06/24 17:29:57	16,193 2,181,435.00
ALLIGATOR BIOSCIENCE NPV SE0000767188	5.42	-0.73% -0.04		21/06/24 17:29:56	69,379 378,669.54
AMBEA AB SE0009663826	62.15	-1.27% -0.80		21/06/24 17:29:46	94,076 5,895,879.85
ANNEHEM FASTIGHETER AB SE... SE0015221684	32.40	0.47% 0.15		21/06/24 17:29:50	49,425 1,597,454.30
ANOTO GROUP AB SE0010415281	0.883	-1.67% -0.02		21/06/24 17:00:34	29,652 26,461.04
AQ GROUP AB NPV SE0000772956	306.00	0.82% 2.50		21/06/24 17:29:36	9,352 2,810,180.50
ARCTIC PAPER SA PLARTPR00012	13.52	-0.73% -0.10		21/06/24 15:24:30	29,544 402,482.82
ARION BANK SDR EACH REP 1... SE0010413567	10.26	3.64% 0.36		21/06/24 17:29:52	243,387 2,476,462.96

ARISE AB SE0002095604	42.60	0.00% 0.00		21/06/24 17:29:47	42,014 1,785,186.05
ARLA PLAST AB NPV SE0015810817	52.20	2.15% 1.10	■	21/06/24 17:29:42	6,125 317,923.30
ASCELIA PHARMA AB NPV SE0010573113	35.50	1.57% 0.55	■	21/06/24 17:29:46	22,361 778,853.85
ASSA ABLOY AB SER. B SE0007100581	268.20	1.36% 3.60	■	21/06/24 17:29:59	1,247,581 333,506,617.05
ASTRAZENECA PLC GB0009895292	991.10	0.30% 3.00		21/06/24 17:29:43	482,748 477,717,792.40
ATLAS COPCO AB SER. A SE0011166610	523.20	1.40% 7.20	■	21/06/24 17:29:44	884,869 461,801,507.40
ATLAS COPCO AB SER. B SE0011166628	449.60	2.11% 9.30	■	21/06/24 17:29:41	451,976 202,103,131.85