

## KAWASAKI KISEN KAISHA LTD.

ISIN: JP3223800008 WKN: 9107

## Overview

2023/05/31 08:00:00

Price  
3,135.00 JPYDifference  -5.00% (-165.00)

## General attributes

ISIN	JP3223800008
Symbol	9107
Exchange	Tokyo Stock Exchange
Currency	JPY
Sector	Transport
Security type	Stock
Market cap (m)	5,239 EUR
Benchmark	NIKKEI 225

## Market data

Bid (Bid size)	3,130.00 JPY (2,100)
Ask (Ask size)	3,145.00 JPY (900)
Open	3,255.00 JPY
High	3,280.00 JPY
Low	3,125.00 JPY
Close (prev. day)	3,300.00 JPY
VWAP	3,165.822 JPY
Volume (pcs)	19,020,800
Trading volume	602,164,670.00
Number of trades	6,028
Last size	7,858,700

## Futures and Options




Related Futures	-
Related Options	-

5Y



Information about previous performance does not guarantee future performance.  
Source: FactSet

## Recent research

on sector	on market		
Date		Headline	Download
2023/05/30		Aktienempfehlungen Österreich	
2023/05/24		Global Equity Ratings	
2023/05/24		Aktienempfehlungen Global	
2023/05/15		Aktienempfehlungen Österreich	
2023/05/03		Global Equity Ratings	

## Details

2023/05/31 08:00:00

## Price

3,135.00 JPY

Difference ▼ -5.00% (-165.00)

## General attributes

ISIN	JP3223800008
Symbol	9107
Exchange	Tokyo Stock Exchange
Currency	JPY
Sector	Transport
Security type	Stock
Market cap (m)	5,239 EUR
Benchmark	NIKKEI 225

## Market data

Bid (Bid size)	3,130.00 JPY (2,100)
Ask (Ask size)	3,145.00 JPY (900)
Open	3,255.00 JPY
High	3,280.00 JPY
Low	3,125.00 JPY
Close (prev. day)	3,300.00 JPY
VWAP	3,165.822 JPY
Volume (pcs)	19,020,800
Trading volume	602,164,670.00
Number of trades	6,028
Last size	7,858,700

## Performance and Risk

	6M	1Y	3Y
Perf (%)	+20.67%	-8.15%	+746.54%
Perf (abs.)	+537.00	-278.33	+2,764.67
Beta	0.88	0.89	1.07
Volatility	41.72	47.53	58.41

5Y



Information about previous performance does not guarantee future performance.  
Source: FactSet

## Price data

Ø price 5 days   Ø volume 5 days (pcs.)	3,219.00 JPY (8,982,720)
Ø price 30 days   Ø volume 30 days (pcs.)	3,290.00 JPY (7,302,890)
Ø price 100 days   Ø volume 100 days (pcs.)	3,150.09 JPY (8,969,783)
Ø price 250 days   Ø volume 250 days (pcs.)	2,912.21 JPY (11,795,734)
YTD High   date	3,540.00 JPY (2023/05/10)
YTD Low   date	2,555.00 JPY (2023/01/05)
52 Weeks High   date	3,696.66 JPY (2022/06/03)
52 Weeks Low   date	2,018.00 JPY (2022/09/30)

## Arbitrage views

Exchange	Date	Time	Price	Trading volume (mio.)	Number of trades
Tradegate	2023/05/31	22:26	21.58 EUR	0.01	3
Tokyo Stock Exchange	2023/05/31	08:00	3,135.00 JPY	602.16	6,028
Frankfurt	2023/05/31	08:04	20.86 EUR	0.00	1
FINRA other OTC Issues	2023/05/08	21:27	23.96 USD	0.01	2
Duesseldorf	2023/05/31	21:01	21.16 EUR	0.00	11

	31					
Berlin	2023/05/31	08:11	20.84 EUR	0.00		1

## Company profile

### Company Logo



### Company Profile

-

### Contact Details

KAWASAKI KISEN KAISHA

--

1-2-9, Nishi-Shinbashi, Minato-ku - 105-8421  
Tokyo

Telefon: 03-3595-5000

Fax: 03-3595-5175

E-mail: -