

## OJI HOLDINGS CORP NPV

ISIN: JP3174410005 WKN: 3861

## Overview

2023/06/01 08:00:00

Price  
530.00 JPYDifference  -1.30% (-7.00)

## General attributes

ISIN	JP3174410005
Symbol	3861
Exchange	Tokyo Stock Exchange
Currency	JPY
Sector	Industry
Security type	Stock
Market cap (m)	3,613 EUR
Benchmark	NIKKEI 225

## Market data

Bid (Bid size)	530.00 JPY (8,800)
Ask (Ask size)	531.00 JPY (14,800)
Open	535.00 JPY
High	538.00 JPY
Low	529.00 JPY
Close (prev. day)	537.00 JPY
VWAP	532.1555 JPY
Volume (pcs)	2,280,700
Trading volume	12,136,870.00
Number of trades	989
Last size	556,700

## Futures and Options








Related Futures	-
Related Options	-

5Y



Information about previous performance does not guarantee future performance.  
Source: FactSet

## Recent research

on sector		on market	
Date		Headline	Download
2023/06/01		Aktienempfehlungen Global	
2023/06/01		Global Equity Ratings	
2023/05/30		Aktienempfehlungen Österreich	
2023/05/26		Equity Weekly	
2023/05/24		Global Equity Ratings	

## Details

2023/06/01 08:00:00

## Price

530.00 JPY

Difference ▼ -1.30% (-7.00)

## General attributes

ISIN	JP3174410005
Symbol	3861
Exchange	Tokyo Stock Exchange
Currency	JPY
Sector	Industry
Security type	Stock
Market cap (m)	3,613 EUR
Benchmark	NIKKEI 225

## Market data

Bid (Bid size)	530.00 JPY (8,800)
Ask (Ask size)	531.00 JPY (14,800)
Open	535.00 JPY
High	538.00 JPY
Low	529.00 JPY
Close (prev. day)	537.00 JPY
VWAP	532.1555 JPY
Volume (pcs)	2,280,700
Trading volume	12,136,870.00
Number of trades	989
Last size	556,700

## Performance and Risk

	6M	1Y	3Y
Perf (%)	+0.38%	-8.46%	-1.49%
Perf (abs.)	+2.00	-49.00	-8.00
Beta	0.43	0.44	0.62
Volatility	16.78	17.34	25.77

5Y



Information about previous performance does not guarantee future performance.  
Source: FactSet

## Price data

Ø price 5 days   Ø volume 5 days (pcs.)	541.20 JPY (3,063,260)
Ø price 30 days   Ø volume 30 days (pcs.)	538.80 JPY (2,615,817)
Ø price 100 days   Ø volume 100 days (pcs.)	533.60 JPY (2,331,904)
Ø price 250 days   Ø volume 250 days (pcs.)	542.24 JPY (2,361,248)
YTD High   date	567.00 JPY (2023/05/12)
YTD Low   date	513.00 JPY (2023/02/03)
52 Weeks High   date	596.00 JPY (2022/07/04)
52 Weeks Low   date	513.00 JPY (2022/11/08)

## Arbitrage views

Exchange	Date	Time	Price	Trading volume (mio.)	Number of trades
Tokyo Stock Exchange	2023/06/01	08:00	530.00 JPY	12.14	989
Stuttgart	2023/06/01	08:00	3.50 EUR	0.00	3
Hanover	2023/06/01	08:01	3.48 EUR	0.00	1
Frankfurt	2023/06/01	08:01	3.48 EUR	0.00	1
FINRA other OTC	2023/04/	16:31	3.66 USD	0.00	1

Issues	17					
Duesseldorf	2023/06/ 01	16:01	3.46 EUR	0.00		5
Berlin	2023/06/ 01	08:07	3.48 EUR	0.00		1

## Company profile

### Company Logo



### Company Profile

-

### Contact Details

OJI PAPER

--

4-7-5, Ginza, Chuo-ku - 104-0061 Tokyo

Telefon: 03-3563-1111

Fax: 03-3563-1132

E-mail: -