

COLOPLAST

ISIN:

DK0060448595

WKN: -

Overview

2021/04/09 08:06:11

Price

127.90 EUR

Difference  1.07% (1.35)

General attributes

ISIN DK0060448595

Symbol COLO B

Exchange Munich

Currency EUR

Sector Chemical / Pharmaceutical / Health

Security type Stock

Market cap (m) 25,682 EUR

Benchmark OMX COPENHAGEN 20

Market data

Bid (Bid size) -

Ask (Ask size) -

Open 127.90 EUR

High 127.90 EUR

Low 127.90 EUR

Close (prev. day) 126.55 EUR

VWAP 130.60 EUR

Volume (pcs) 0

Trading volume 0.00

Number of trades 2

Last size 0

Futures and Options

Related Futures 18

Related Options -

5Y







Information about previous performance does not guarantee future performance.
Source: FactSet

Recent research

on instrument

on sector

Date	Headline	Download
2021/04/08	 Global Equity Ratings	
2021/04/08	 Aktienempfehlungen Global	
2021/04/01	 Global Equity Ratings	
2021/04/01	 Aktienempfehlungen Global	
2021/03/03	 Global Equity Ratings	

Details

2021/04/09 08:06:11

Price

127.90 EUR

Difference ▲ 1.07% (1.35)

General attributes

ISIN	DK0060448595
Symbol	COLO B
Exchange	Munich
Currency	EUR
Sector	Chemical / Pharmaceutical / Health
Security type	Stock
Market cap (m)	25,682 EUR
Benchmark	OMX COPENHAGEN 20

Market data

Bid (Bid size)	-
Ask (Ask size)	-
Open	127.90 EUR
High	127.90 EUR
Low	127.90 EUR
Close (prev. day)	126.55 EUR
VWAP	130.60 EUR
Volume (pcs)	0
Trading volume	0.00
Number of trades	2
Last size	0

Performance and Risk

	6M	1Y	3Y
Perf (%)	-3.83%	-3.94%	+87.32%
Perf (abs.)	-5.10	-5.25	+59.62
Beta	0.83	0.86	0.73
Volatility	25.59	23.84	24.11

5Y



Information about previous performance does not guarantee future performance.
Source: FactSet

Price data

Ø price 5 days Ø volume 5 days (pcs.)	128.36 EUR (0)
Ø price 30 days Ø volume 30 days (pcs.)	125.74 EUR (59)
Ø price 100 days Ø volume 100 days (pcs.)	126.14 EUR (114)
Ø price 250 days Ø volume 250 days (pcs.)	133.83 EUR (62)
YTD High date	140.65 EUR (2021/02/15)
YTD Low date	115.65 EUR (2021/03/05)
52 Weeks High date	152.20 EUR (2020/05/26)
52 Weeks Low date	115.65 EUR (2021/03/05)

Arbitrage views

Exchange ⊕	Date	Time	Price	Trading volume (mio.)	Number of trades
Xetra	2021/04/08	11:07	125.80 EUR	0.12	9
Vienna Stock Exchange	2021/04/09	17:32	129.80 EUR	0.00	3
Tradegate	2021/04/09	22:26	129.70 EUR	0.24	31
Stuttgart	2021/04/09	16:45	129.55 EUR	0.02	9
SIX Swiss Exchange	2020/	17:36	111.00 CHF	0.00	1

	04/09					
Nasdaq Copenhagen	2021/ 04/09	16:59	965.60 DKK	147.35		3,864
Munich	2021/ 04/09	08:06	127.90 EUR	0.00		2
London Stock Exchange European Trade Reporting	2021/ 04/09	16:55	964.40 DKK	0.00		1
Hanover	2021/ 04/09	08:04	127.95 EUR	0.00		2
Frankfurt	2021/ 04/09	17:17	129.95 EUR	0.00		2
FINRA other OTC Issues	2021/ 04/09	21:40	155.42 USD	0.01		7
Duesseldorf	2021/ 04/09	19:31	128.85 EUR	0.00		16
Berlin	2021/ 04/09	18:45	130.05 EUR	0.00		14

Company profile

Company Logo



Company Profile

-

Contact Details

COLOPLAST

--

Holtedam 1 3050 Humlebaek

Telefon: 45 49 11 11 11

Fax: 45 49 11 15 55

E-mail: -