

AMPER SA

ISIN: **ES0109260531** WKN: -

Overview

2023/05/29 17:38:00

Price
0.0966 EURDifference  -19.90% (-0.02)

General attributes

ISIN	ES0109260531
Symbol	AMP
Exchange	BME Continuous Market
Currency	EUR
Sector	Telecommunications
Security type	Stock
Market cap (m)	134 EUR
Benchmark	IBEX 35

Market data

Bid (Bid size)	-
Ask (Ask size)	-
Open	0.121 EUR
High	0.1242 EUR
Low	0.095 EUR
Close (prev. day)	0.1206 EUR
VWAP	0.104352 EUR
Volume (pcs)	22,177,892
Trading volume	2,314,315.89
Number of trades	1,083
Last size	-

Futures and Options








Related Futures	-
Related Options	-

5Y



Information about previous performance does not guarantee future performance.
Source: FactSet

Recent research

on sector		on market	
Date		Headline	Download
2023/05/24		Global Equity Ratings	
2023/05/24		Aktienempfehlungen Global	
2023/05/15		Aktienempfehlungen Österreich	
2023/05/03		Global Equity Ratings	
2023/05/03		Aktienempfehlungen Global	

Details

2023/05/29 17:38:00

Price
0.0966 EUR

Difference  -19.90% (-0.02)

General attributes

ISIN	ES0109260531
Symbol	AMP
Exchange	BME Continuous Market
Currency	EUR
Sector	Telecommunications
Security type	Stock
Market cap (m)	134 EUR
Benchmark	IBEX 35

Market data

Bid (Bid size)	-
Ask (Ask size)	-
Open	0.121 EUR
High	0.1242 EUR
Low	0.095 EUR
Close (prev. day)	0.1206 EUR
VWAP	0.104352 EUR
Volume (pcs)	22,177,892
Trading volume	2,314,315.89
Number of trades	1,083
Last size	-

Performance and Risk

	6M	1Y	3Y
Perf (%)	-43.77%	-62.34%	-39.78%
Perf (abs.)	-0.08	-0.16	-0.06
Beta	0.93	0.99	0.76
Volatility	51.33	43.23	40.68

5Y




Information about previous performance does not guarantee future performance.
Source: FactSet

Price data

Ø price 5 days Ø volume 5 days (pcs.)	0.1157 EUR (5,715,642)
Ø price 30 days Ø volume 30 days (pcs.)	0.1359 EUR (2,585,655)
Ø price 100 days Ø volume 100 days (pcs.)	0.1549 EUR (1,876,231)
Ø price 250 days Ø volume 250 days (pcs.)	0.1682 EUR (1,336,389)
YTD High date	0.1840 EUR (2023/02/15)
YTD Low date	0.0950 EUR (2023/05/29)
52 Weeks High date	0.2570 EUR (2022/05/30)
52 Weeks Low date	0.0950 EUR (2023/05/29)

All listings for AMPER SA

Exchange 	Date	Time	Price	Trading volume (mio.)	Number of trades
Tradegate	2023/05/29	22:26	0.0966 EUR	0.00	1
Stuttgart	2023/05/30	08:11	0.101 EUR	0.00	1
Munich	2023/05/30	08:09	0.0974 EUR	0.00	1
London Stock Exchange	2020/10/23	18:02	0.1709 EUR	0.00	1
Frankfurt	2023/05/29	09:20	0.0768 EUR	0.00	1

	30					
FINRA other OTC Issues	2023/02/09	18:29	0.157 USD	0.00		1
Berlin	2023/05/30	09:17	0.0933 EUR	0.00		2
BME Continuous Market	2023/05/29	17:38	0.0966 EUR	2.31		1,083

Company profile

Company Logo



Company Profile

-

Contact Details

AMPER SA

--

C/Torrelaguna 75 28027 Madrid

Telefon: +34 91 724 3000

Fax: +34 91 724 3010

E-mail: informacion@amper.es