

## MOL HUNGARIAN OIL &amp; GAS PLC HUF125(POST SUBDIVISION)

ISIN: HU0000153937 WKN: 4742494

## Overview

2022/09/28 16:52:58

Price

2,400.00 HUF

Difference  -0.66% (-16.00)

## General attributes

|                |                         |
|----------------|-------------------------|
| ISIN           | HU0000153937            |
| Symbol         | MOL                     |
| Exchange       | Budapest Stock Exchange |
| Currency       | HUF                     |
| Sector         | Energy / Commodities    |
| Security type  | Stock                   |
| Market cap (m) | 4,727 EUR               |
| Benchmark      | HUNGARY BUX             |

## Market data

|                   |                    |
|-------------------|--------------------|
| Bid (Bid size)    | 2,394.00 HUF (873) |
| Ask (Ask size)    | 2,400.00 HUF (529) |
| Open              | 2,420.00 HUF       |
| High              | 2,426.00 HUF       |
| Low               | 2,344.00 HUF       |
| Close (prev. day) | 2,416.00 HUF       |
| VWAP              | 2,384.4506 HUF     |
| Volume (pcs)      | 482,576            |
| Trading volume    | 1,150,678,648.00   |
| Number of trades  | 613                |
| Last size         | 500                |

## Futures and Options

|                 |   |
|-----------------|---|
| Related Futures | 6 |
| Related Options | - |

## PDF Downloads

Annual report: MOL HUNGARIAN OIL & GAS PLC HUF125(POST SUBDIVISION) 

5Y






Information about previous performance does not guarantee future performance.

Source: FactSet

## Erste Group related products on underlying

| Product type | # products |
|--------------|------------|
| Turbos       | 5          |

## Recent research

| on sector  |   | on market                     |   |
|------------|---|-------------------------------|---|
| Date       |   | Headline                      | Download  |
| 2022/09/26 |  | Global Equity Ratings         |  |
| 2022/09/26 |  | Aktienempfehlungen Global     |  |
| 2022/09/19 |  | Aktienempfehlungen Österreich |  |
| 2022/09/16 |  | Equity Weekly                 |  |
| 2022/09/05 |  | Aktienempfehlungen Österreich |  |

## Details

2022/09/28 16:52:58

Price

2,400.00 HUF

Difference ▼ -0.66% (-16.00)

## General attributes

|                |                         |
|----------------|-------------------------|
| ISIN           | HU0000153937            |
| Symbol         | MOL                     |
| Exchange       | Budapest Stock Exchange |
| Currency       | HUF                     |
| Sector         | Energy / Commodities    |
| Security type  | Stock                   |
| Market cap (m) | 4,727 EUR               |
| Benchmark      | HUNGARY BUX             |

## Market data

|                   |                    |
|-------------------|--------------------|
| Bid (Bid size)    | 2,394.00 HUF (873) |
| Ask (Ask size)    | 2,400.00 HUF (529) |
| Open              | 2,420.00 HUF       |
| High              | 2,426.00 HUF       |
| Low               | 2,344.00 HUF       |
| Close (prev. day) | 2,416.00 HUF       |
| VWAP              | 2,384.4506 HUF     |
| Volume (pcs)      | 482,576            |
| Trading volume    | 1,150,678,648.00   |
| Number of trades  | 613                |
| Last size         | 500                |

## Performance and Risk

|             | 6M      | 1Y     | 3Y      |
|-------------|---------|--------|---------|
| Perf (%)    | -14.02% | -1.87% | -17.82% |
| Perf (abs.) | -394.00 | -46.00 | -524.00 |
| Beta        | 1.07    | 0.78   | 0.95    |
| Volatility  | 39.47   | 35.27  | 35.17   |

5Y



Information about previous performance does not guarantee future performance.  
Source: FactSet

## Price data

|   |                           |
|---|---------------------------|
| Ø price 5 days   Ø volume 5 days (pcs.)     | 2,446.00 HUF (712,925)    |
| Ø price 30 days   Ø volume 30 days (pcs.)   | 2,670.13 HUF (637,092)    |
| Ø price 100 days   Ø volume 100 days (pcs.) | 2,796.64 HUF (910,944)    |
| Ø price 250 days   Ø volume 250 days (pcs.) | 2,719.01 HUF (1,254,095)  |
| YTD High   date                             | 3,170.00 HUF (2022/04/21) |
| YTD Low   date                              | 2,300.00 HUF (2022/02/24) |
| 52 Weeks High   date                        | 3,170.00 HUF (2022/04/21) |
| 52 Weeks Low   date                         | 2,300.00 HUF (2022/02/24) |

## Erste Group related products on underlying

| Product type | # products |
|--------------|------------|
| Turbos       | 5          |

## All listings for MOL HUNGARIAN OIL &amp; GAS PLC HUF125(POST SUBDIVISION)

| Exchange  | Date       | Time  | Price    | Trading volume (mio.) | Number of trades |
|-----------|------------|-------|----------|-----------------------|------------------|
| Stuttgart | 2022/09/28 | 16:44 | 5.63 EUR | 0.00                  | 4                |

|   |                |       |              |          |     |
|---|----------------|-------|--------------|----------|-----|
| Prague Stock Exchange                             | 2022/<br>09/27 | 15:13 | 150.00 CZK   | 0.02     | 4   |
| Munich  | 2022/<br>09/28 | 08:07 | 6.055 EUR    | 0.00     | 1   |
| London Stock Exchange<br>European Trade Reporting | 2022/<br>09/27 | 17:00 | 2,922.00 HUF | 0.00     | 1   |
| Frankfurt   | 2022/<br>09/28 | 08:03 | 5.78 EUR     | 0.00     | 1   |
| Duesseldorf                                       | 2022/<br>09/28 | 16:00 | 5.635 EUR    | 0.00     | 9   |
| Budapest Stock Exchange                           | 2022/<br>09/28 | 16:52 | 2,400.00 HUF | 1,150.68 | 613 |
| Berlin  | 2022/<br>09/28 | 08:08 | 5.785 EUR    | 0.00     | 1   |

## Company profile

### Company Logo



### Contact Details

MOL HUNGARIAN OIL & GAS PLC

--

Október huszonharmadika u.18 - 1117  
Budapest

Telefon: 36-1-209-0000

Fax: 36-1-464-0427

E-mail: -

### PDF Downloads

Annual report: MOL HUNGARIAN OIL & GAS PLC HUF125(POST SUBDIVISION) 

### Company Profile

MOL Hungarian Oil & Gas Plc engages in the exploration and production of crude oil and natural gas. It operates through the following segments: Upstream, Downstream, Consumer Services, Gas Midstream, and Corporate and Other. The Upstream segment covers production fields and assets under construction. The Downstream segment represents filling stations and oil refineries. The Consumer segment consists of machineries and equipment in filling stations. The Gas Midstream segment provides distribution and trade of natural gas. The Corporate and Other segment focuses on oilfield service equipment. The company was founded on October 1, 1991 and is headquartered in Budapest, Hungary.

### Members of Management Board

Berislav Gašo Member of Executive Committee

Berislav Gašo Member of Executive Committee

Gabriel Szabó Member of Executive Committee

Gabriel Szabó Member of Executive Committee

József Molnár Member of Executive Committee

József Simola Member of Executive Committee

Marek Senkovic Member of Executive Committee

Péter Ratatics Member of Executive Committee

Péter Ratatics Member of Executive Committee

Sándor Fasimon Member of Executive Committee

Sándor Fasimon Member of Executive Committee

Zdravka Demeter Bubalo Member of Executive Committee

### Board of directors

Zoltán Sandor Áldott Chairman of Supervisory Board

Anett Pandurics Member of Supervisory Board

Anthony Radev Member of Supervisory Board

Attila Chikán Member of Supervisory Board

János Martonyi Member of Supervisory Board

László Parragh Member of Supervisory Board

Martin Roman Member of Supervisory Board

Norbert Szivek Member of Supervisory Board

Oszkár Világi Member of Supervisory Board

Sándor Csányi Member of Supervisory Board

Sándor Puskás Member of Supervisory Board

Vladimír Kestler Member of Supervisory Board

András Lánczi Member of Supervisory Board

András Tóth Member of Supervisory Board

Csaba Szabó Member of Supervisory Board

Ilona Dávid Member of Supervisory Board

István Tibor Ördög Member of Supervisory Board

Ivan Mikloš Member of Supervisory Board

Piroska Bogнар Member of Supervisory Board

Talal Al Awfi Member of Supervisory Board

