

## PASSAT S.A.

ISIN:

FR0000038465

WKN: -

## Overview

2018/05/22 17:36:22

Price

4.75 EUR

Difference  -4.04% (-0.20)

## General attributes

|                |                       |
|----------------|-----------------------|
| ISIN           | FR0000038465          |
| Symbol         | PSAT                  |
| Exchange       | London Stock Exchange |
| Currency       | EUR                   |
| Sector         | -                     |
| Security type  | Stock                 |
| Market cap (m) | 20 EUR                |
| Benchmark      | CAC 40 INDEX          |

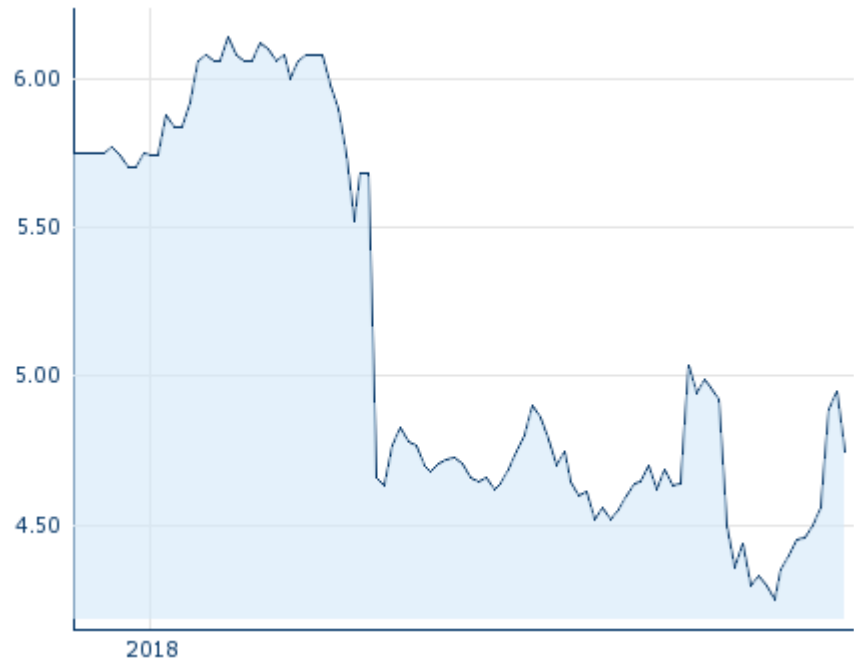
## Market data

|                   |          |
|-------------------|----------|
| Bid (Bid size)    | -        |
| Ask (Ask size)    | -        |
| Open              | 4.75 EUR |
| High              | 4.75 EUR |
| Low               | 4.75 EUR |
| Close (prev. day) | 4.95 EUR |
| VWAP              | -        |
| Volume (pcs)      | -        |
| Trading volume    | -        |
| Number of trades  | 1        |
| Last size         | -        |

## Futures and Options

|                 |   |
|-----------------|---|
| Related Futures | - |
| Related Options | - |











5Y



Information about previous performance does not guarantee future performance.  
Source: FactSet

## Recent research

on market

| Date       |   | Headline                  | Download  |
|------------|---|---------------------------|---|
| 2022/06/29 |  | Global Equity Ratings     |  |
| 2022/06/29 |  | Aktienempfehlungen Global |  |
| 2022/06/03 |  | Marktkommentar            |  |
| 2022/05/25 |  | Global Equity Ratings     |  |
| 2022/05/25 |  | Aktienempfehlungen Global |  |

## Details

2018/05/22 17:36:22

## Price

4.75 EUR

Difference  -4.04% (-0.20)

## General attributes

|                |                       |
|----------------|-----------------------|
| ISIN           | FR0000038465          |
| Symbol         | PSAT                  |
| Exchange       | London Stock Exchange |
| Currency       | EUR                   |
| Sector         | -                     |
| Security type  | Stock                 |
| Market cap (m) | 20 EUR                |
| Benchmark      | CAC 40 INDEX          |

## Market data

|                   |          |
|-------------------|----------|
| Bid (Bid size)    | -        |
| Ask (Ask size)    | -        |
| Open              | 4.75 EUR |
| High              | 4.75 EUR |
| Low               | 4.75 EUR |
| Close (prev. day) | 4.95 EUR |
| VWAP              | -        |
| Volume (pcs)      | -        |
| Trading volume    | -        |
| Number of trades  | 1        |
| Last size         | -        |

## Performance and Risk

|             | 6M    | 1Y   | 3Y   |
|-------------|-------|------|------|
| Perf (%)    | -     | -    | -    |
| Perf (abs.) | -     | -    | -    |
| Beta        | 0.03  | 0.05 | 0.29 |
| Volatility  | 46.40 | -    | -    |

5Y



Information about previous performance does not guarantee future performance.  
Source: FactSet

## Price data

|   |                       |
|---|-----------------------|
| Ø price 5 days   Ø volume 5 days (pcs.)     | 3.83 EUR (445)        |
| Ø price 30 days   Ø volume 30 days (pcs.)   | 4.46 EUR (74)         |
| Ø price 100 days   Ø volume 100 days (pcs.) | 5.08 EUR (35)         |
| Ø price 250 days   Ø volume 250 days (pcs.) | - EUR (35)            |
| YTD High   date                             | 6.14 EUR (2018/01/16) |
| YTD Low   date                              | 4.25 EUR (2018/05/09) |
| 52 Weeks High   date                        | 6.14 EUR (2018/01/16) |
| 52 Weeks Low   date                         | 4.25 EUR (2018/05/09) |

## All listings for PASSAT S.A.

| Exchange  | Date       | Time  | Price    | Trading volume (mio.) | Number of trades |
|--|------------|-------|----------|-----------------------|------------------|
| London Stock Exchange  | 2018/05/22 | 17:36 | 4.75 EUR | 0.00                  | 1                |
| Frankfurt  | 2022/07/05 | 08:02 | 4.78 EUR | 0.00                  | 1                |
| Euronext Paris   | 2022/07/04 | 15:32 | 4.80 EUR | 0.01                  | 14               |

## Company profile

### Company Logo

<https://>

### Company Profile

-

### Contact Details

PASSAT

--

----

Telefon: -

Fax: -

E-mail: -