

CNIM GROUPE SA

ISIN: **FR0000053399**WKN: **873530**

Overview

2021/02/01 15:46:37

Price

15.2996 EUR

Difference  -11.56% (-2.00)

General attributes

ISIN	FR0000053399
Symbol	9IY
Exchange	London Stock Exchange
Currency	EUR
Sector	Utilities
Security type	Stock
Market cap (m)	23 EUR
Benchmark	CAC 40 INDEX

Market data

Bid (Bid size)	-
Ask (Ask size)	-
Open	15.2996 EUR
High	15.2996 EUR
Low	15.2996 EUR
Close (prev. day)	17.3004 EUR
VWAP	15.2996 EUR
Volume (pcs)	50
Trading volume	764.98
Number of trades	1
Last size	50




Futures and Options

Related Futures	-
Related Options	-



Information about previous performance does not guarantee future performance.
Source: FactSet

Recent research

on sector		on market	
Date		Headline	Download
2022/08/08		Global Equity Ratings	
2022/08/08		Aktienempfehlungen Global	
2022/08/08		Aktienempfehlungen Österreich	
2022/07/29		Equity Weekly	
2022/07/25		Aktienempfehlungen Österreich	

Details

2021/02/01 15:46:37

Price

15.2996 EUR

Difference  -11.56% (-2.00)

General attributes

ISIN	FR0000053399
Symbol	9IY
Exchange	London Stock Exchange
Currency	EUR
Sector	Utilities
Security type	Stock
Market cap (m)	23 EUR
Benchmark	CAC 40 INDEX

Market data

Bid (Bid size)	-
Ask (Ask size)	-
Open	15.2996 EUR
High	15.2996 EUR
Low	15.2996 EUR
Close (prev. day)	17.3004 EUR
VWAP	15.2996 EUR
Volume (pcs)	50
Trading volume	764.98
Number of trades	1
Last size	50

Performance and Risk

	6M	1Y	3Y
Perf (%)	-	-	-
Perf (abs.)	-	-	-
Beta	-0.03	-0.05	-0.03
Volatility	87.94	206.96	185.35



5Y

Information about previous performance does not guarantee future performance.
Source: FactSet

Price data

Ø price 5 days Ø volume 5 days (pcs.)	3.0599 EUR (78)
Ø price 30 days Ø volume 30 days (pcs.)	77.7650 EUR (43)
Ø price 100 days Ø volume 100 days (pcs.)	111.8352 EUR (13)
Ø price 250 days Ø volume 250 days (pcs.)	- EUR (12)
YTD High date	15.2996 EUR (2021/02/01)
YTD Low date	15.2996 EUR (2021/02/01)
52 Weeks High date	17.3004 EUR (2020/12/03)
52 Weeks Low date	11.6497 EUR (2020/11/17)

All listings for CNIM GROUPE SA

Exchange 	Date	Time	Price	Trading volume (mio.)	Number of trades
Stuttgart	2022/01/17	09:31	7.12 EUR	0.00	5
London Stock Exchange	2021/02/01	15:46	15.2996 EUR	0.00	1
Euronext Paris	2022/01/14	16:38	7.46 EUR	0.00	8

Company profile

Company Logo



Company Profile

-

Contact Details

CNIM GROUPE

--

Telefon: -

Fax: -

E-mail: -