

ADVICENNE EUR0.20

ISIN: FR0013296746

WKN: -

Overview

2022/07/01 17:35:19

Price
5.55 EURDifference  -0.89% (-0.05)

General attributes

ISIN	FR0013296746
Symbol	ALDVI
Exchange	Euronext Growth Paris
Currency	EUR
Sector	-
Security type	Stock
Market cap (m)	55 EUR
Benchmark	CAC 40 INDEX

Market data

Bid (Bid size)	5.53 EUR (125)
Ask (Ask size)	5.56 EUR (250)
Open	5.60 EUR
High	5.69 EUR
Low	5.50 EUR
Close (prev. day)	5.60 EUR
VWAP	5.596272 EUR
Volume (pcs)	3,439
Trading volume	19,246.00
Number of trades	39
Last size	46

Futures and Options






Related Futures	-
Related Options	-

5Y



Information about previous performance does not guarantee future performance.
Source: FactSet

Recent research

on market		
Date	Headline	Download
2022/06/29	 Global Equity Ratings	
2022/06/29	 Aktienempfehlungen Global	
2022/06/03	 Marktkommentar	
2022/05/25	 Global Equity Ratings	
2022/05/25	 Aktienempfehlungen Global	

Details

2022/07/01 17:35:19

Price
5.55 EURDifference  -0.89% (-0.05)

General attributes

ISIN	FR0013296746
Symbol	ALDVI
Exchange	Euronext Growth Paris
Currency	EUR
Sector	-
Security type	Stock
Market cap (m)	55 EUR
Benchmark	CAC 40 INDEX

Market data

Bid (Bid size)	5.53 EUR (125)
Ask (Ask size)	5.56 EUR (250)
Open	5.60 EUR
High	5.69 EUR
Low	5.50 EUR
Close (prev. day)	5.60 EUR
VWAP	5.596272 EUR
Volume (pcs)	3,439
Trading volume	19,246.00
Number of trades	39
Last size	46

Performance and Risk

	6M	1Y	3Y
Perf (%)	-41.70%	-24.90%	-53.16%
Perf (abs.)	-3.97	-1.84	-6.30
Beta	1.39	1.37	0.86
Volatility	68.18	64.17	59.10

5Y



Information about previous performance does not guarantee future performance.
Source: FactSet

Price data

Ø price 5 days Ø volume 5 days (pcs.)	5.68 EUR (23,330)
Ø price 30 days Ø volume 30 days (pcs.)	5.38 EUR (18,698)
Ø price 100 days Ø volume 100 days (pcs.)	5.63 EUR (35,008)
Ø price 250 days Ø volume 250 days (pcs.)	6.98 EUR (46,277)
YTD High date	10.18 EUR (2022/01/04)
YTD Low date	3.73 EUR (2022/03/07)
52 Weeks High date	10.50 EUR (2021/10/29)
52 Weeks Low date	3.73 EUR (2022/03/07)

All listings for ADVICENNE EUR0.20

Exchange 	Date	Time	Price	Trading volume (mio.)	Number of trades
Stuttgart	2022/07/01	15:38	5.53 EUR	0.00	9
Munich	2022/07/01	08:03	5.59 EUR	0.00	1
Frankfurt	2022/07/01	09:16	5.59 EUR	0.00	1
Euronext Growth Paris	2022/07/01	17:35	5.55 EUR	0.02	39

Company profile

Company Logo

<https://>

Company Profile

-

Contact Details

ADVICENNE

--

Telefon: -

Fax: -

E-mail: -