

TOTAL SA

ISIN:

FR0000120271

WKN: 12027

Overview

2021/04/16 19:22:02

Price

37.94 EUR

Difference  -0.24% (-0.09)

General attributes

ISIN FR0000120271

Symbol FP

Exchange Munich

Currency EUR

Sector Energy / Commodities

Security type Stock

Market cap (m) 98,877 EUR

Benchmark CAC 40 INDEX

Market data

Bid (Bid size) -

Ask (Ask size) -

Open 38.05 EUR

High 38.05 EUR

Low 37.94 EUR

Close (prev. day) 38.03 EUR

VWAP 38.01153 EUR

Volume (pcs) 518

Trading volume 19,689.97

Number of trades 3

Last size 128

Futures and Options

Related Futures 105

Related Options -

PDF Downloads











Annual report: TOTAL SA 

5Y



Information about previous performance does not guarantee future performance.
Source: FactSet

Recent research

on instrument	on sector	on market
Date	Headline	Download
2021/04/08	 Global Equity Ratings	
2021/04/08	 Aktienempfehlungen Global	
2021/04/01	 Global Equity Ratings	
2021/04/01	 Aktienempfehlungen Global	
2021/03/03	 Global Equity Ratings	

Details

2021/04/16 19:22:02

Price

37.94 EUR

Difference ▼ -0.24% (-0.09)

General attributes

ISIN	FR0000120271
Symbol	FP
Exchange	Munich
Currency	EUR
Sector	Energy / Commodities
Security type	Stock
Market cap (m)	98,877 EUR
Benchmark	CAC 40 INDEX

Market data

Bid (Bid size)	-
Ask (Ask size)	-
Open	38.05 EUR
High	38.05 EUR
Low	37.94 EUR
Close (prev. day)	38.03 EUR
VWAP	38.01153 EUR
Volume (pcs)	518
Trading volume	19,689.97
Number of trades	3
Last size	128

Performance and Risk

	6M	1Y	3Y
Perf (%)	+33.08%	+25.92%	-22.14%
Perf (abs.)	+9.43	+7.81	-10.79
Beta	1.46	1.32	1.24
Volatility	36.45	38.08	36.72

5Y



Information about previous performance does not guarantee future performance.
Source: FactSet

Price data

Ø price 5 days Ø volume 5 days (pcs.)	38.17 EUR (494)
Ø price 30 days Ø volume 30 days (pcs.)	39.73 EUR (616)
Ø price 100 days Ø volume 100 days (pcs.)	37.49 EUR (990)
Ø price 250 days Ø volume 250 days (pcs.)	34.41 EUR (1,192)
YTD High date	42.14 EUR (2021/03/15)
YTD Low date	34.09 EUR (2021/02/10)
52 Weeks High date	42.14 EUR (2021/03/15)
52 Weeks Low date	24.79 EUR (2020/10/28)

All listings for TOTAL SA

Exchange	Date	Time	Price	Trading volume (mio.)	Number of trades
Xetra	2021/04/16	17:35	38.23 EUR	1.15	242
Vienna Stock Exchange	2021/04/16	17:32	37.995 EUR	0.00	1
Tradegate	2021/04/16	22:26	38.025 EUR	2.96	267
Stuttgart	2021/04/16	18:46	37.96 EUR	0.16	23
SIX Swiss Exchange	2020/	17:35	55.20 CHF	0.00	1

	04/30					
Munich	2021/ 04/16	19:22	37.94 EUR	0.02		3
London Stock Exchange	2021/ 04/16	17:35	38.56 EUR	29.72		17
Hanover	2021/ 04/16	15:46	37.95 EUR	0.01		3
Hamburg	2021/ 04/16	08:00	37.935 EUR	0.00		1
Frankfurt	2021/ 04/16	18:21	38.025 EUR	0.96		20
FINRA other OTC Issues	2021/ 04/16	19:25	45.92 USD	0.08		15
Euronext Paris	2021/ 04/16	17:39	37.95 EUR	204.22		24,636
Duesseldorf	2021/ 04/16	19:00	37.885 EUR	0.00		14
Borsa Italiana MTF Trading After Hours	2021/ 01/21	18:14	36.425 EUR	0.00		1
Borsa Italiana MTF Global Equity Market	2021/ 04/16	17:35	37.93 EUR	0.07		19
Berlin	2021/ 04/16	13:23	38.005 EUR	0.01		2

Company profile

Company Logo



Contact Details

TOTAL SE

--

2, place Jean Millier - 92078 Courbevoie

Telefon: 33-1-47-44-45-46

Fax: 33-1-47-44-49-44

E-mail: -

PDF Downloads

Annual report: TOTAL SA



Company Profile

Total SE engages in the exploration and production of fuels, natural gas and low carbon electricity. It operates through the following business segments: Exploration & Production; Integrated Gas, Renewables & Power; Refining & Chemicals and Marketing & Services. The Exploration & Production segment encompasses oil and natural gas exploration and production activities. The Integrated Gas, Renewables & Power segment comprises integrated gas and low carbon electricity businesses. It also includes the upstream and midstream LNG activities. The Refining & Chemicals segment engages in the activities of refining, petrochemicals and specialty chemicals. This segment also includes the activities of oil supply, trading and marine shipping. The Marketing & Services segment includes the global activities of supply and marketing in the field of petroleum products. The company was founded on March 28, 1924 and is headquartered in Courbevoie, France.

Members of Management Board

Patrick Pouyanné	Chairman of Managing Board
Alexis Yvan Vovk	Member of Executive Committee
Antoine Larenaudie	Member of Executive Committee
Arnaud Breuillac	Member of Executive Committee
Aurelien Hamelle	Member of Executive Committee
Bernard Clément	Member of Executive Committee
Bernard Pinatel	Member of Executive Committee
Charles Paris de Bollardière	Member of Executive Committee
David Anibal Nuñez Molleapasa	Member of Executive Committee
Denis Toulouse	Member of Executive Committee
Eric Festa	Member of Executive Committee
Helle Kristoffersen	Member of Executive Committee
Jean Torres	Member of Executive Committee
Jean-Pierre Sbraire	Member of Executive Committee
Julien Pouget	Member of Executive Committee
Ladislas Paszkiewicz	Member of Executive Committee
Manoelle Lepoutre	Member of Executive Committee
Marie-Noelle Semeria	Member of Executive Committee
Namita Shah	Member of Executive Committee

Board of directors

Angel Pobo	Member of Supervisory Board
Anne-Marie Idrac	Member of Supervisory Board
Jean Lemierre	Member of Supervisory Board
Jérôme Contamine	Member of Supervisory Board
Lise Crôteau	Member of Supervisory Board
Maria J. Arnoldina van der Hoeven	Member of Supervisory Board
Marie-Christine Coisne-Roquette	Member of Supervisory Board
Mark Cutifani	Member of Supervisory Board
Patricia Barbizet-Dussart	Member of Supervisory Board
Patrick Artus	Member of Supervisory Board
Romain Garcia-Ivaldi	Member of Supervisory Board
Valérie Tibi	Member of Supervisory Board

Philippe Sauquet	Member of Executive Committee
------------------	-------------------------------