

## TOTAL SA

ISIN:

FR0000120271

WKN: 12027

## Overview

2021/04/22 12:30:29

Price

36.55 EUR

Difference  -1.55% (-0.57)

## General attributes

ISIN	FR0000120271
Symbol	FP
Exchange	Duesseldorf
Currency	EUR
Sector	Energy / Commodities
Security type	Stock
Market cap (m)	96,154 EUR
Benchmark	CAC 40 INDEX

## Market data

Bid (Bid size)	36.59 EUR (210)
Ask (Ask size)	36.605 EUR (210)
Open	37.355 EUR
High	37.365 EUR
Low	36.55 EUR
Close (prev. day)	37.125 EUR
VWAP	-
Volume (pcs)	0
Trading volume	0.00
Number of trades	8
Last size	0

## Futures and Options

Related Futures	109
Related Options	-

## PDF Downloads











Annual report: TOTAL SA 

5Y



Information about previous performance does not guarantee future performance.  
Source: FactSet

## Recent research

on instrument	on sector	on market
Date	Headline	Download
2021/04/08	 Global Equity Ratings	
2021/04/08	 Aktienempfehlungen Global	
2021/04/01	 Global Equity Ratings	
2021/04/01	 Aktienempfehlungen Global	
2021/03/03	 Global Equity Ratings	

## Details

2021/04/22 12:30:29

## Price

36.55 EUR

Difference ▼ -1.55% (-0.57)

## General attributes

ISIN	FR0000120271
Symbol	FP
Exchange	Duesseldorf
Currency	EUR
Sector	Energy / Commodities
Security type	Stock
Market cap (m)	96,154 EUR
Benchmark	CAC 40 INDEX

## Market data

Bid (Bid size)	36.59 EUR (210)
Ask (Ask size)	36.605 EUR (210)
Open	37.355 EUR
High	37.365 EUR
Low	36.55 EUR
Close (prev. day)	37.125 EUR
VWAP	-
Volume (pcs)	0
Trading volume	0.00
Number of trades	8
Last size	0

## Performance and Risk

	6M	1Y	3Y
Perf (%)	+32.76%	+24.31%	-26.21%
Perf (abs.)	+9.16	+7.26	-13.19
Beta	1.46	1.34	1.24
Volatility	36.58	38.00	35.82

5Y



Information about previous performance does not guarantee future performance.  
Source: FactSet

## Price data

Ø price 5 days   Ø volume 5 days (pcs.)	37.58 EUR (870)
Ø price 30 days   Ø volume 30 days (pcs.)	39.32 EUR (258)
Ø price 100 days   Ø volume 100 days (pcs.)	37.47 EUR (227)
Ø price 250 days   Ø volume 250 days (pcs.)	34.42 EUR (145)
YTD High   date	42.30 EUR (2021/03/15)
YTD Low   date	34.07 EUR (2021/02/10)
52 Weeks High   date	42.30 EUR (2021/03/15)
52 Weeks Low   date	24.69 EUR (2020/10/28)

## Arbitrage views

Exchange	Date	Time	Price	Trading volume (mio.)	Number of trades
Xetra	2021/04/22	13:17	36.61 EUR	1.38	188
Vienna Stock Exchange	2021/04/22	12:53	36.485 EUR	0.03	7
Tradegate	2021/04/22	13:16	36.605 EUR	1.37	216
Stuttgart	2021/04/22	13:00	36.47 EUR	0.01	7
SIX Swiss Exchange	2020/	17:35	55.20 CHF	0.00	1

	04/30					
Munich	2021/ 04/22	10:39	36.71 EUR	0.03		3
London Stock Exchange	2021/ 04/22	13:16	36.615 EUR	0.49		66
Hanover	2021/ 04/22	08:01	37.36 EUR	0.00		1
Hamburg	2021/ 04/22	08:01	37.36 EUR	0.00		1
Frankfurt	2021/ 04/22	13:14	36.58 EUR	0.19		24
FINRA other OTC Issues	2021/ 04/21	21:50	44.89 USD	1.18		16
Euronext Paris	2021/ 04/22	13:18	36.60 EUR	73.46		14,290
Duesseldorf	2021/ 04/22	12:30	36.55 EUR	0.00		8
Borsa Italiana MTF Trading After Hours	2021/ 01/21	18:14	36.425 EUR	0.00		1
Borsa Italiana MTF Global Equity Market	2021/ 04/22	13:09	36.56 EUR	0.06		16
Berlin	2021/ 04/22	08:08	37.37 EUR	0.00		1

## Company profile

### Company Logo



### Contact Details

TOTAL SE

--

2, place Jean Millier - 92078 Courbevoie

Telefon: 33-1-47-44-45-46

Fax: 33-1-47-44-49-44

E-mail: -

### PDF Downloads

Annual report: TOTAL SA



### Company Profile

Total SE engages in the exploration and production of fuels, natural gas and low carbon electricity. It operates through the following business segments: Exploration & Production; Integrated Gas, Renewables & Power; Refining & Chemicals and Marketing & Services. The Exploration & Production segment encompasses oil and natural gas exploration and production activities. The Integrated Gas, Renewables & Power segment comprises integrated gas and low carbon electricity businesses. It also includes the upstream and midstream LNG activities. The Refining & Chemicals segment engages in the activities of refining, petrochemicals and specialty chemicals. This segment also includes the activities of oil supply, trading and marine shipping. The Marketing & Services segment includes the global activities of supply and marketing in the field of petroleum products. The company was founded on March 28, 1924 and is headquartered in Courbevoie, France.

### Members of Management Board

Patrick Pouyanné	Chairman of Managing Board
Alexis Yvan Vovk	Member of Executive Committee
Antoine Larenaudie	Member of Executive Committee
Arnaud Breuillac	Member of Executive Committee
Aurelien Hamelle	Member of Executive Committee
Bernard Clément	Member of Executive Committee
Bernard Pinatel	Member of Executive Committee
Charles Paris de Bollardière	Member of Executive Committee
David Anibal Nuñez Molleapasa	Member of Executive Committee
Denis Toulouse	Member of Executive Committee
Eric Festa	Member of Executive Committee
Helle Kristoffersen	Member of Executive Committee
Jean Torres	Member of Executive Committee
Jean-Pierre Sbraire	Member of Executive Committee
Julien Pouget	Member of Executive Committee
Ladislav Paszkiewicz	Member of Executive Committee
Manoelle Lepoutre	Member of Executive Committee
Marie-Noelle Semeria	Member of Executive Committee
Namita Shah	Member of Executive Committee

### Board of directors

Angel Pobo	Member of Supervisory Board
Anne-Marie Idrac	Member of Supervisory Board
Jean Lemierre	Member of Supervisory Board
Jérôme Contamine	Member of Supervisory Board
Lise Crôteau	Member of Supervisory Board
Maria J. Arnoldina van der Hoeven	Member of Supervisory Board
Marie-Christine Coisne-Roquette	Member of Supervisory Board
Mark Cutifani	Member of Supervisory Board
Patricia Barbizet-Dussart	Member of Supervisory Board
Patrick Artus	Member of Supervisory Board
Romain Garcia-Ivaldi	Member of Supervisory Board
Valérie Tibi	Member of Supervisory Board

Philippe Sauquet	Member of Executive Committee
------------------	-------------------------------