

INTEL CORPORATION

ISIN: **US4581401001**WKN: **458140100**

Overview

2021/04/16 17:35:22

Price

54.34 EUR

Difference  0.07% (0.04)

General attributes

ISIN US4581401001

Symbol INTC

Exchange Borsa Italiana MTF Global
Equity Market

Currency EUR

Sector Technology

Security
type StockMarket cap
(m) 220,067 EUR

Benchmark S&P 500

Market data

Bid (Bid size) 43.00 EUR (31)

Ask (Ask size) 57.50 EUR (20)

Open 54.60 EUR

High 54.60 EUR

Low 54.10 EUR

Close (prev. day) 54.30 EUR

VWAP 54.4313 EUR

Volume (pcs) 1,497

Trading volume 81,484.00

Number of trades 14

Last size -

Futures and Options

Related Futures 14

Related Options -

PDF Downloads

Annual report: INTEL CORPORATION 











5Y



Information about previous performance does not guarantee future performance.

Source: FactSet

Recent research

on instrument	on sector	on market
Date	Headline	Download
2021/04/08	 Global Equity Ratings	
2021/04/08	 Aktienempfehlungen Global	
2021/04/01	 Global Equity Ratings	
2021/04/01	 Aktienempfehlungen Global	
2021/03/03	 Global Equity Ratings	

Details

2021/04/16 17:35:22

Price

54.34 EUR

Difference ▲ 0.07% (0.04)

General attributes

ISIN US4581401001

Symbol INTC

Exchange Borsa Italiana MTF Global
Equity Market

Currency EUR

Sector Technology

Security type Stock

Market cap (m) 220,067 EUR

Benchmark S&P 500

Market data

Bid (Bid size) 43.00 EUR (31)

Ask (Ask size) 57.50 EUR (20)

Open 54.60 EUR

High 54.60 EUR

Low 54.10 EUR

Close (prev. day) 54.30 EUR

VWAP 54.4313 EUR

Volume (pcs) 1,497

Trading volume 81,484.00

Number of trades 14

Last size -

Performance and Risk

	6M	1Y	3Y
Perf (%)	+16.84%	-2.02%	+34.17%
Perf (abs.)	+7.83	-1.12	+13.84
Beta	1.32	1.12	1.22
Volatility	39.70	39.43	36.40

5Y



Information about previous performance does not guarantee future performance.
Source: FactSet

Price data

Ø price 5 days Ø volume 5 days (pcs.)	54.75 EUR (2,503)
Ø price 30 days Ø volume 30 days (pcs.)	53.96 EUR (1,870)
Ø price 100 days Ø volume 100 days (pcs.)	47.62 EUR (2,668)
Ø price 250 days Ø volume 250 days (pcs.)	47.30 EUR (2,188)
YTD High date	57.50 EUR (2021/04/12)
YTD Low date	40.10 EUR (2021/01/06)
52 Weeks High date	58.38 EUR (2020/05/26)
52 Weeks Low date	36.52 EUR (2020/12/21)

Arbitrage views

Exchange ⊕	Date	Time	Price	Trading volume (mio.)	Number of trades
Xetra	2021/04/16	17:35	54.21 EUR	0.78	242
Vienna Stock Exchange	2021/04/16	17:32	54.22 EUR	0.13	29
Tradegate	2021/04/16	22:26	54.03 EUR	2.06	201
Stuttgart	2021/04/16	13:29	54.46 EUR	0.03	7
SIX Swiss Exchange	2021/	10:15	61.4056 USD	0.06	1

	02/18					
SIX Swiss Exchange	2020/ 03/04	17:36	51.99 CHF	0.00		1
Nasdaq	2021/ 04/16	22:00	64.75 USD	1,599.39		132,465
Munich	2021/ 04/16	08:04	54.18 EUR	0.00		1
London Stock Exchange	2021/ 04/16	17:35	65.00 USD	0.02		10
Hong Kong Stock Exchange	2021/ 02/11	02:20	433.00 HKD	-		-
Hanover	2021/ 04/16	08:01	54.12 EUR	0.00		2
Hamburg	2021/ 04/16	15:47	54.45 EUR	0.01		2
Frankfurt	2021/ 04/16	18:54	54.11 EUR	0.04		12
Euronext Brussels	2021/ 04/14	15:39	64.50 USD	0.00		1
Duesseldorf	2021/ 04/16	19:31	53.94 EUR	0.00		19
Borsa Italiana MTF Trading After Hours	2021/ 04/09	18:19	56.96 EUR	0.00		1
Borsa Italiana MTF Global Equity Market	2021/ 04/16	17:35	54.34 EUR	0.08		14
Berlin	2021/ 04/16	19:02	54.13 EUR	0.02		3

Company profile

Company Logo

<https://>

Contact Details

INTEL CORP.

--

2200 Mission College Boulevard -
95054-1549 Santa Clara

Telefon: 1-408-765-8080

Fax: -

E-mail: -

PDF Downloads

Annual report: INTEL CORPORATION 

Company Profile

Intel Corp. engages in the design, manufacture, and sale of computer products and technologies. It delivers computer, networking, data storage, and communications platforms. The firm operates through the following segments: Client Computing Group (CCG), Data Center Group (DCG), Internet of Things Group (IOTG), Non-Volatile Memory Solutions Group (NSG), Programmable Solutions (PSG), and All Other. The CCG segment consists of platforms designed for notebooks, 2-in-1 systems, desktops, tablets, phones, wireless and wired connectivity products, and mobile communication components. The DCG segment includes workload-optimized platforms and related products designed for enterprise, cloud, and communication infrastructure market. The IOTG segment offers compute solutions for targeted verticals and embedded applications for the retail, manufacturing, health care, energy, automotive, and government market segments. The NSG segment constitutes of NAND flash memory products primarily used in solid-state drives. The PSG segment contains programmable semiconductors and related products for a broad range of markets, including communications, data center, industrial, military, and automotive. The All Other segment consists of results from other non-reportable segment and corporate-related charges. The company was founded by Robert Norton Noyce and Gordon Earle Moore on July 18, 1968 and is headquartered in Santa Clara, CA.

Members of Management Board

Omar Ishrak	Chairman of Board of Directors
Risa Lavizzo-Mourey	Member of Board of Directors
Tsu-Jae Liu	Member of Board of Directors
Alyssa Henry	Member of Board of Directors
Andrew Wilson	Member of Board of Directors
Dion Weisler	Member of Board of Directors
Frank Yeary	Member of Board of Directors
Gregory Smith	Member of Board of Directors
James Goetz	Member of Board of Directors
Patrick Gelsinger	Chairman of Managing Board
Amnon Shashua	Member of Executive Committee
Ann Kelleher	Member of Executive Committee
Michael Mayberry	Member of Executive Committee
Zane Ball	Member of Executive Committee
Ann-Marie Holmes	Member of Executive Committee
Archana Deskus	Member of Executive Committee
Bill Leszinske	Member of Executive

Committee

Brooke Wells	Member of Executive Committee
Caroline Chan	Member of Executive Committee
Daniel McKeon	Member of Executive Committee