

## TELIA COMPANY AB

ISIN: SE0000667925

WKN: -

## Overview

2020/05/29 17:25:00

Price

32.265 SEK

Difference  -1.75% (-0.57)

## General attributes

ISIN SE0000667925

Symbol TELIA

Exchange London Stock Exchange  
European Trade Reporting

Currency SEK

Sector Telecommunications

Security type Stock

Market cap (m) 12,625 EUR

Benchmark OMX STOCKHOLM 30 INDEX

## Market data

Bid (Bid size) 31.61 SEK (11,000)

Ask (Ask size) 32.92 SEK (11,000)

Open 32.67 SEK

High 32.645 SEK

Low 32.645 SEK

Close (prev. day) 32.84 SEK

VWAP 32.645 SEK

Volume (pcs) 6,380,500

Trading volume 208,291,422.50

Number of trades 2

Last size -

## Futures and Options

Related Futures 38

Related Options -







5Y



Information about previous performance does not guarantee future performance.

Source: FactSet

## Recent research

on sector			
Date		Headline	Download
2020/05/29		Global Equity Ratings	
2020/05/29		Globale Aktienempfehlungen	
2020/05/14		Global Equity Ratings	
2020/05/14		Globale Aktienempfehlungen	
2020/05/04		Equity Weekly	

## Details

2020/05/29 17:25:00

## Price

32.265 SEK

Difference ▼ -1.75% (-0.57)

## General attributes

ISIN	SE0000667925
Symbol	TELIA
Exchange	London Stock Exchange European Trade Reporting
Currency	SEK
Sector	Telecommunications
Security type	Stock
Market cap (m)	12,625 EUR
Benchmark	OMX STOCKHOLM 30 INDEX

## Market data

Bid (Bid size)	31.61 SEK (11,000)
Ask (Ask size)	32.92 SEK (11,000)
Open	32.67 SEK
High	32.645 SEK
Low	32.645 SEK
Close (prev. day)	32.84 SEK
VWAP	32.645 SEK
Volume (pcs)	6,380,500
Trading volume	208,291,422.50
Number of trades	2
Last size	-

## Performance and Risk

	6M	1Y	3Y
Perf (%)	-22.50%	-19.76%	-19.05%
Perf (abs.)	-9.37	-7.95	-7.60
Beta	0.75	0.71	0.68
Volatility	34.16	27.29	21.49

5Y



Information about previous performance does not guarantee future performance.  
Source: FactSet

## Price data

Ø price 5 days   Ø volume 5 days (pcs.)	32.034 SEK (1,337,007)
Ø price 30 days   Ø volume 30 days (pcs.)	32.925 SEK (306,802)
Ø price 100 days   Ø volume 100 days (pcs.)	36.869 SEK (194,614)
Ø price 250 days   Ø volume 250 days (pcs.)	40.085 SEK (494,475)
YTD High   date	42.165 SEK (2020/02/20)
YTD Low   date	30.890 SEK (2020/05/22)
52 Weeks High   date	44.740 SEK (2019/10/15)
52 Weeks Low   date	30.890 SEK (2020/05/22)

## All listings for TELIA COMPANY AB

Exchange	Date	Time	Price	Trading volume (mio.)	Number of trades
Tradegate	2020/05/29	22:26	3.097 EUR	0.00	1
Stuttgart	2020/05/29	15:59	3.057 EUR	0.00	9
OMX Stockholm	2020/05/29	17:29	32.28 SEK	1,180.03	9,189
OMX Helsinki	2020/05/29	17:29	3.083 EUR	4.71	1,477
Munich	2020/	08:03	3.071 EUR	0.00	2

	05/29					
London Stock Exchange European Trade Reporting	2020/ 05/29	17:25	32.265 SEK	208.29		2
Frankfurt	2020/ 05/29	08:01	3.072 EUR	0.00		1
FINRA other OTC Issues	2020/ 05/28	17:40	3.4445 USD	0.07		6
Duesseldorf	2020/ 05/29	16:00	3.081 EUR	0.00		6
Berlin	2020/ 05/29	08:11	3.071 EUR	0.00		1

## Company profile

### Company Logo

<https://>

### Company Profile

-

### Contact Details

TELIA COMPANY AB

--

Stureplan 8 106 63 Stockholm

Telefon: +46 8 5045 5000

Fax: +46 8 5045 5001

E-mail: [press@teliasonera.com](mailto:press@teliasonera.com)