

# AURUBIS AG

ISIN:  
**DE0006766504**  
 WKN: **676650**

## Overview

2023/02/01 09:05:31

**Price**  
 97.08 EUR

**Difference** ▲ 0.35% (0.34)

### General attributes

ISIN	DE0006766504
Symbol	NDA
Exchange	Vienna Stock Exchange
Currency	EUR
Sector	Energy / Commodities
Security type	Stock
Market cap (m)	4,221 EUR
Benchmark	GERMANY DAX

### Market data

Bid (Bid size)	98.26 EUR (189)
Ask (Ask size)	98.80 EUR (189)
Open	97.08 EUR
High	97.08 EUR
Low	97.08 EUR
Close (prev. day)	96.74 EUR
VWAP	0.00 EUR
Volume (pcs)	0
Trading volume	0.00
Number of trades	2
Last size	0

### Futures and Options

Related Futures	24
Related Options	-

### PDF Downloads

Annual report: AURUBIS AG 

5Y









Information about previous performance does not guarantee future performance.  
 Source: FactSet

### Erste Group related products on underlying

Product type	# products
Turbos	19

### Recent research

on sector		on market	
Date		Headline	Download
2023/01/30		Global Equity Ratings	
2023/01/30		Aktienempfehlungen Global	
2023/01/27		Equity Weekly	
2023/01/16		Aktienempfehlungen Österreich	
2023/01/13		Equity Weekly	

## Details

2023/02/01 09:05:31

**Price**  
97.08 EUR

**Difference** ▲ 0.35% (0.34)

### General attributes

ISIN	DE0006766504
Symbol	NDA
Exchange	Vienna Stock Exchange
Currency	EUR
Sector	Energy / Commodities
Security type	Stock
Market cap (m)	4,221 EUR
Benchmark	GERMANY DAX

### Market data

Bid (Bid size)	98.26 EUR (189)
Ask (Ask size)	98.80 EUR (189)
Open	97.08 EUR
High	97.08 EUR
Low	97.08 EUR
Close (prev. day)	96.74 EUR
VWAP	0.00 EUR
Volume (pcs)	0
Trading volume	0.00
Number of trades	2
Last size	0

### Performance and Risk

	6M	1Y	3Y
Perf (%)	+37.77%	+5.31%	+96.47%
Perf (abs.)	+26.52	+4.88	+47.50
Beta	1.37	1.15	0.89
Volatility	40.30	45.07	38.73

5Y



Information about previous performance does not guarantee future performance.  
Source: FactSet

### Price data

Ø price 5 days   Ø volume 5 days (pcs.)	96.58 EUR (0)
Ø price 30 days   Ø volume 30 days (pcs.)	86.83 EUR (0)
Ø price 100 days   Ø volume 100 days (pcs.)	72.16 EUR (2)
Ø price 250 days   Ø volume 250 days (pcs.)	80.92 EUR (3)
YTD High   date	98.26 EUR (2023/01/27)
YTD Low   date	78.08 EUR (2023/01/03)
52 Weeks High   date	116.55 EUR (2022/03/23)
52 Weeks Low   date	51.88 EUR (2022/09/26)

### Erste Group related products on underlying

Product type	# products
Turbos	19

### All listings for AURUBIS AG

Exchange	Date	Time	Price	Trading volume (mio.)	Number of trades
Xetra	2023/02/01	12:36	98.52 EUR	2.15	704

Vienna Stock Exchange	2023/ 02/01	09:05	97.08 EUR	0.00	2
Tradegate	2023/ 02/01	12:34	98.44 EUR	0.27	54
Stuttgart	2023/ 02/01	12:30	98.50 EUR	0.06	24
Munich	2023/ 02/01	12:00	98.00 EUR	0.01	3
London Stock Exchange European Trade Reporting	2023/ 02/01	09:00	97.13 EUR	0.00	1
Hanover	2023/ 02/01	08:15	96.96 EUR	0.00	1
Hamburg	2023/ 02/01	10:25	97.70 EUR	0.00	3
Frankfurt	2023/ 02/01	08:01	96.98 EUR	0.00	1
FINRA other OTC Issues	2023/ 01/25	16:51	104.7499 USD	0.06	5
Duesseldorf	2023/ 02/01	08:10	97.02 EUR	0.00	1
Berlin	2023/ 02/01	08:02	96.94 EUR	0.00	1
BX Swiss	2023/ 01/30	18:00	97.617 CHF	0.00	1

# Company profile

## Company Logo



### Contact Details

AURUBIS AG

--

Hovestrassse 50 - 20539 Hamburg

Telefon: 49-40-7883-0

Fax: 49-40-7883-2255

E-mail: info@aurubis.com

### PDF Downloads

Annual report: AURUBIS AG



## Company Profile

Aurubis AG engages in the production of copper, copper products and precious metals. It operates through the Copper, Copper Products, and Other. The Copper segment refers to the procurement of copper-bearing and precious metal-bearing raw materials to the production of marketable metals and offers copper cathodes that can be traded on the metal exchanges, as well as gold and silver products that originate from the raw materials as well as from the additional precious metal-bearing input materials processed. The Copper Products segment relates to copper production from copper-bearing recycling materials and all sectors involved in the production and marketing of wire rod, continuous cast shapes, strip and profiles, as well as specialty products. The Other segment is responsible to central administrative income and costs that cannot be directly allocated to other segments. The company was founded in 1866 and is headquartered in Hamburg, Germany.

### Members of Management Board

Roland Harings	Chairman of Managing Board
Heiko Arnold	Member of Executive Committee
Rainer Verhoeven	Member of Executive Committee

### Board of directors

Fritz Vahrenholt	Chairman of Supervisory Board
Karl Friedrich Jakob	Member of Supervisory Board
Sandra Reich	Member of Supervisory Board
Andrea Bauer	Member of Supervisory Board
Christian Ehrentaut	Member of Supervisory Board
Deniz Acar	Member of Supervisory Board
Elke Lossin	Member of Supervisory Board
Gunnar Groebler	Member of Supervisory Board
Jan Koltze	Member of Supervisory Board
Melf Singer	Member of Supervisory Board
Stefan Schmidt	Member of Supervisory Board
Stephan Krümmner	Member of Supervisory Board