

## FRESENIUS SE &amp; CO. KGAA

ISIN: **DE0005785604** WKN:  
**578560**

## Overview

2022/11/25 17:39:53

Price  
**25.70 EUR**

Difference  **1.30% (0.33)**

## General attributes

|                |                                    |
|----------------|------------------------------------|
| ISIN           | DE0005785604                       |
| Symbol         | FRE                                |
| Exchange       | Xetra                              |
| Currency       | EUR                                |
| Sector         | Chemical / Pharmaceutical / Health |
| Security type  | Stock                              |
| Market cap (m) | 14,329 EUR                         |
| Benchmark      | GERMANY DAX                        |


## Market data

|                   |               |
|-------------------|---------------|
| Bid (Bid size)    | -             |
| Ask (Ask size)    | -             |
| Open              | 25.38 EUR     |
| High              | 25.70 EUR     |
| Low               | 25.25 EUR     |
| Close (prev. day) | 25.37 EUR     |
| VWAP              | 25.56124 EUR  |
| Volume (pcs)      | 867,238       |
| Trading volume    | 22,167,677.98 |
| Number of trades  | 2,234         |
| Last size         | 1,000         |

## Futures and Options

|                 |    |
|-----------------|----|
| Related Futures | 54 |
| Related Options | -  |

## PDF Downloads

Annual report: FRESENIUS SE & CO. KGAA 

5Y








Information about previous performance does not guarantee future performance.  
**Source:** FactSet

## Erste Group related products on underlying

| Product type  | # products |
|---------------|------------|
| Turbos        | 34         |
| Express bonds | 2          |

## Recent research

| on instrument | on sector                                                                                                     | on market                                                                             |
|---------------|---------------------------------------------------------------------------------------------------------------|---------------------------------------------------------------------------------------|
| Date          | Headline                                                                                                      | Download                                                                              |
| 2022/05/04    |  Global Equity Ratings     |  |
| 2022/05/04    |  Aktienempfehlungen Global |  |
| 2022/04/27    |  Global Equity Ratings     |  |
| 2022/04/27    |  Aktienempfehlungen Global |  |
| 2022/04/14    |  Global Equity Ratings     |  |

## Details

2022/11/25 17:39:53

**Price**  
25.70 EUR

**Difference** ▲ 1.30% (0.33)

## General attributes

|                |                                    |
|----------------|------------------------------------|
| ISIN           | DE0005785604                       |
| Symbol         | FRE                                |
| Exchange       | Xetra                              |
| Currency       | EUR                                |
| Sector         | Chemical / Pharmaceutical / Health |
| Security type  | Stock                              |
| Market cap (m) | 14,329 EUR                         |
| Benchmark      | GERMANY DAX                        |

## Market data

|                   |               |
|-------------------|---------------|
| Bid (Bid size)    | -             |
| Ask (Ask size)    | -             |
| Open              | 25.38 EUR     |
| High              | 25.70 EUR     |
| Low               | 25.25 EUR     |
| Close (prev. day) | 25.37 EUR     |
| VWAP              | 25.56124 EUR  |
| Volume (pcs)      | 867,238       |
| Trading volume    | 22,167,677.98 |
| Number of trades  | 2,234         |
| Last size         | 1,000         |

## Performance and Risk

|             | 6M      | 1Y      | 3Y      |
|-------------|---------|---------|---------|
| Perf (%)    | -19.44% | -26.32% | -48.30% |
| Perf (abs.) | -6.20   | -9.18   | -24.01  |
| Beta        | 0.70    | 0.72    | 0.83    |
| Volatility  | 32.36   | 31.47   | 31.97   |

5Y



Information about previous performance does not guarantee future performance.  
Source: FactSet

## Price data

|                                             |                        |
|---------------------------------------------|------------------------|
| Ø price 5 days   Ø volume 5 days (pcs.)     | 25.06 EUR (1,084,805)  |
| Ø price 30 days   Ø volume 30 days (pcs.)   | 23.26 EUR (1,781,327)  |
| Ø price 100 days   Ø volume 100 days (pcs.) | 24.10 EUR (1,652,534)  |
| Ø price 250 days   Ø volume 250 days (pcs.) | 29.58 EUR (1,602,382)  |
| YTD High   date                             | 38.10 EUR (2022/02/16) |
| YTD Low   date                              | 19.69 EUR (2022/10/14) |
| 52 Weeks High   date                        | 38.10 EUR (2022/02/16) |
| 52 Weeks Low   date                         | 19.69 EUR (2022/10/14) |

## Erste Group related products on underlying

| Product type  | # products |
|---------------|------------|
| Turbos        | 34         |
| Express bonds | 2          |

## All listings for FRESENIUS SE &amp; CO. KGAA

| Exchange <span>📍</span> | Date       | Time  | Price     | Trading volume (mio.) | Number of trades |
|-------------------------|------------|-------|-----------|-----------------------|------------------|
| Xetra                   | 2022/11/25 | 17:39 | 25.70 EUR | 22.17                 | 2,234            |

|                                                   |                |       |       |     |      |     |
|---------------------------------------------------|----------------|-------|-------|-----|------|-----|
| Vienna Stock Exchange                             | 2022/<br>11/25 | 17:32 | 25.68 | EUR | 0.00 | 2   |
| Tradegate                                         | 2022/<br>11/25 | 22:26 | 25.77 | EUR | 1.78 | 278 |
| Stuttgart                                         | 2022/<br>11/25 | 21:55 | 25.65 | EUR | 1.00 | 161 |
| SIX Swiss Exchange                                | 2020/<br>04/01 | 05:55 | 53.06 | CHF | 0.00 | 1   |
| SIX Swiss Exchange                                | 2022/<br>11/10 | 17:35 | 24.30 | EUR | 0.00 | 1   |
| Munich                                            | 2022/<br>11/25 | 18:52 | 25.76 | EUR | 0.00 | 2   |
| London Stock Exchange<br>European Trade Reporting | 2022/<br>11/25 | 17:30 | 25.65 | EUR | 0.00 | 2   |
| Hanover                                           | 2022/<br>11/25 | 08:15 | 25.34 | EUR | 0.00 | 1   |
| Hamburg                                           | 2022/<br>11/25 | 15:22 | 25.48 | EUR | 0.09 | 3   |
| Frankfurt                                         | 2022/<br>11/25 | 17:44 | 25.71 | EUR | 0.06 | 10  |
| FINRA other OTC Issues                            | 2022/<br>11/23 | 15:37 | 25.76 | USD | 0.01 | 1   |
| Duesseldorf                                       | 2022/<br>11/25 | 21:01 | 25.64 | EUR | 0.04 | 12  |
| Borsa Italiana MTF Global Equity<br>Market        | 2022/<br>11/25 | 17:35 | 25.50 | EUR | 0.00 | 1   |
| Berlin                                            | 2022/<br>11/25 | 21:55 | 25.74 | EUR | 0.00 | 19  |

# Company profile

## Company Logo



### Contact Details

FRESENIUS SE & CO. KGAA

--


Else-Kröner-Strasse 1 - 61352 Bad Homburg

Telefon: 49-6172-608-0

Fax: 49-6172-608-2628

E-mail: [pr-fre@fresenius.com](mailto:pr-fre@fresenius.com)

### PDF Downloads

Annual report: FRESENIUS SE & CO. KGAA 

## Company Profile

Fresenius SE & Co. KGaA is a healthcare group, which engages in the provision of products and services for dialysis, hospitals, and outpatient medical care. It operates through the following segments: Fresenius Medical Care, Fresenius Kabi, Fresenius Helios and Fresenius Vamed. The Fresenius Medical Care segment caters to individuals with renal diseases. The Fresenius Kabi segment specializes in lifesaving medicines and technologies. The Fresenius Helios offers expertise in inpatient and outpatient care as well as in telemedicine. The Fresenius Vamed segment manages projects and services for hospitals and other healthcare facilities. The company was founded by Eduard Fresenius on October 1, 1912 and is headquartered in Bad Homburg, Germany.

### Members of Management Board

|                      |                               |
|----------------------|-------------------------------|
| Stephan Sturm        | Chairman of Managing Board    |
| Ernst Wastler        | Member of Executive Committee |
| Francesco De Meo     | Member of Executive Committee |
| Michael Sen          | Member of Executive Committee |
| Rice Powell          | Member of Executive Committee |
| Sara Hennicken       | Member of Executive Committee |
| Sebastian Biedenkopf | Member of Executive Committee |

### Board of directors

|                      |                               |
|----------------------|-------------------------------|
| Wolfgang Kirsch      | Chairman of Supervisory Board |
| Christoph Zindel     | Member of Supervisory Board   |
| Iris Löw-Friedrich   | Member of Supervisory Board   |
| Michael Albrecht     | Member of Supervisory Board   |
| Bernd Behlert        | Member of Supervisory Board   |
| Frauke Lehmann       | Member of Supervisory Board   |
| Grit Genster         | Member of Supervisory Board   |
| Konrad Kölbl         | Member of Supervisory Board   |
| Michael Diekmann     | Member of Supervisory Board   |
| Oscar Romero de Paco | Member of Supervisory Board   |
| Stefanie Lang        | Member of Supervisory Board   |
| Susanne Zeidler      | Member of Supervisory Board   |