

## EQUINOR ASA

ISIN:

NO0010096985

WKN: -

## Overview

2021/04/13 18:15:19

Price

19.50 USD

Difference  1.22% (0.24)

## General attributes

ISIN	NO0010096985
Symbol	EQNR
Exchange	FINRA other OTC Issues
Currency	USD
Sector	Energy / Commodities
Security type	Stock
Market cap (m)	52,553 EUR
Benchmark	NORWAY OSLO BORS ALL SHARE(TRG)

## Market data

Bid (Bid size)	-
Ask (Ask size)	-
Open	18.50 USD
High	19.50 USD
Low	18.50 USD
Close (prev. day)	19.265 USD
VWAP	19.149123 USD
Volume (pcs)	465
Trading volume	8,955.54
Number of trades	6
Last size	185

## Futures and Options








Related Futures	56
Related Options	-

5Y



Information about previous performance does not guarantee future performance.  
Source: FactSet

## Recent research

on instrument		on sector	
Date		Headline	Download
2021/04/08		Global Equity Ratings	
2021/04/08		Aktienempfehlungen Global	
2021/04/01		Global Equity Ratings	
2021/04/01		Aktienempfehlungen Global	
2021/03/03		Global Equity Ratings	

## Details

2021/04/13 18:15:19

## Price

19.50 USD

Difference ▲ 1.22% (0.24)

## General attributes

ISIN	NO0010096985
Symbol	EQNR
Exchange	FINRA other OTC Issues
Currency	USD
Sector	Energy / Commodities
Security type	Stock
Market cap (m)	52,553 EUR
Benchmark	NORWAY OSLO BORS ALL SHARE(TRG)

## Market data

Bid (Bid size)	-
Ask (Ask size)	-
Open	18.50 USD
High	19.50 USD
Low	18.50 USD
Close (prev. day)	19.265 USD
VWAP	19.149123 USD
Volume (pcs)	465
Trading volume	8,955.54
Number of trades	6
Last size	185

## Performance and Risk

	6M	1Y	3Y
Perf (%)	-	+51.16%	-23.79%
Perf (abs.)	-	+6.60	-6.09
Beta	1.45	1.41	1.37
Volatility	42.84	37.85	45.68

5Y



Information about previous performance does not guarantee future performance.

Source: FactSet

## Price data

Ø price 5 days   Ø volume 5 days (pcs.)	19.40 USD (54,719)
Ø price 30 days   Ø volume 30 days (pcs.)	17.70 USD (36,921)
Ø price 100 days   Ø volume 100 days (pcs.)	15.56 USD (79,036)
Ø price 250 days   Ø volume 250 days (pcs.)	12.40 USD (85,655)
YTD High   date	21.40 USD (2021/03/12)
YTD Low   date	16.73 USD (2021/01/04)
52 Weeks High   date	21.40 USD (2021/03/12)
52 Weeks Low   date	11.84 USD (2020/04/16)

## All listings for EQUINOR ASA

Exchange	Date	Time	Price	Trading volume (mio.)	Number of trades
Tradegate	2021/04/14	16:55	16.456 EUR	0.24	30
Stuttgart	2021/04/14	15:33	16.30 EUR	0.00	5
Munich	2021/04/14	14:11	16.342 EUR	0.00	2
London Stock Exchange European Trade Reporting	2021/04/14	16:20	163.77 NOK	0.00	4
Hanover	2021/	11:05	16.254 EUR	0.00	2

	04/14						
Hamburg	2021/ 04/14	15:10	16.338	EUR	0.00		2
Frankfurt	2021/ 04/14	16:32	16.41	EUR	0.01		8
First North Stockholm	2021/ 04/13	12:36	162.10	NOK	0.92		2
FINRA other OTC Issues	2021/ 04/13	18:15	19.50	USD	0.01		6
Duesseldorf	2021/ 04/14	16:30	16.364	EUR	0.01		12
Berlin	2021/ 04/14	13:49	16.316	EUR	0.02		3

## Company profile

### Company Logo



### Company Profile

-

### Contact Details

EQUINOR ASA

--

Forusbeen 50 4035 Stavanger

Telefon: +47 51990000

Fax: +47 51990050

E-mail: -