

## AIR FRANCE-KLM SA

ISIN: **FR0000031122**WKN: **3112**

## Overview

2022/08/18 15:21:38

## Price

1.5805 EUR

Difference  2.50% (0.04)

## General attributes

ISIN	FR0000031122
Symbol	AF
Exchange	Euronext Paris
Currency	EUR
Sector	Transport
Security type	Stock
Market cap (m)	3,960 EUR
Benchmark	CAC 40 INDEX

## Market data

Bid (Bid size)	1.58 EUR (4,000)
Ask (Ask size)	1.581 EUR (7,800)
Open	1.54 EUR
High	1.5805 EUR
Low	1.5355 EUR
Close (prev. day)	1.542 EUR
VWAP	1.564411 EUR
Volume (pcs)	4,237,595
Trading volume	6,629,338.00
Number of trades	2,488
Last size	291

## Futures and Options

Related Futures	13
Related Options	-

## PDF Downloads











Annual report: AIR FRANCE-KLM SA 

5Y



Information about previous performance does not guarantee future performance.  
Source: FactSet

## Recent research

on sector		on market	
Date		Headline	Download
2022/08/18		Global Equity Ratings	
2022/08/18		Aktienempfehlungen Global	
2022/08/12		Equity Weekly	
2022/08/08		Global Equity Ratings	
2022/08/08		Aktienempfehlungen Global	

## Details

2022/08/18 15:21:38

## Price

1.5805 EUR

Difference ▲ 2.50% (0.04)

## General attributes

ISIN	FR0000031122
Symbol	AF
Exchange	Euronext Paris
Currency	EUR
Sector	Transport
Security type	Stock
Market cap (m)	3,960 EUR
Benchmark	CAC 40 INDEX

## Market data

Bid (Bid size)	1.58 EUR (4,000)
Ask (Ask size)	1.581 EUR (7,800)
Open	1.54 EUR
High	1.5805 EUR
Low	1.5355 EUR
Close (prev. day)	1.542 EUR
VWAP	1.564411 EUR
Volume (pcs)	4,237,595
Trading volume	6,629,338.00
Number of trades	2,488
Last size	291

## Performance and Risk

	6M	1Y	3Y
Perf (%)	-25.95%	-22.12%	-70.00%
Perf (abs.)	-0.54	-0.44	-3.60
Beta	1.13	1.10	1.25
Volatility	61.12	52.62	54.01

5Y



Information about previous performance does not guarantee future performance.  
Source: FactSet

## Price data

Ø price 5 days   Ø volume 5 days (pcs.)	1.5487 EUR (8,457,921)
Ø price 30 days   Ø volume 30 days (pcs.)	1.3516 EUR (12,964,615)
Ø price 100 days   Ø volume 100 days (pcs.)	1.6403 EUR (13,024,807)
Ø price 250 days   Ø volume 250 days (pcs.)	1.8797 EUR (11,179,004)
YTD High   date	2.2817 EUR (2022/02/16)
YTD Low   date	1.0715 EUR (2022/07/05)
52 Weeks High   date	2.4461 EUR (2021/11/08)
52 Weeks Low   date	1.0715 EUR (2022/07/05)

## All listings for AIR FRANCE-KLM SA

Exchange <span>⊕</span>	Date	Time	Price	Trading volume (mio.)	Number of trades
Xetra	2022/08/17	17:35	1.54 EUR	0.05	11
Vienna Stock Exchange	2022/08/17	17:32	1.542 EUR	0.00	3
Tradegate	2022/08/18	15:06	1.5785 EUR	0.02	19
Stuttgart	2022/08/18	15:01	1.5715 EUR	0.00	8
Munich	2022/08/18	08:00	1.5535 EUR	0.00	1

	08/18					
London Stock Exchange European Trade Reporting	2022/ 08/18	09:00	1.54 EUR	0.00		1
Hanover	2022/ 08/18	08:24	1.553 EUR	0.00		1
Hamburg	2022/ 08/18	08:24	1.553 EUR	0.00		1
Frankfurt	2022/ 08/18	08:01	1.5485 EUR	0.00		1
FINRA other OTC Issues	2022/ 08/17	17:23	1.57 USD	0.00		3
Euronext Paris	2022/ 08/18	15:21	1.5805 EUR	6.63		2,488
Duesseldorf	2022/ 08/18	13:00	1.572 EUR	0.00		6
Borsa Italiana MTF Trading After Hours	2022/ 07/20	19:15	1.22 EUR	0.00		1
Borsa Italiana MTF Global Equity Market	2022/ 08/18	13:10	1.5735 EUR	0.00		5
Berlin	2022/ 08/18	08:08	1.554 EUR	0.00		1

## Company profile

### Company Logo



### Contact Details

AIR FRANCE-KLM SA

--

45, rue de Paris - 95747 Paris

Telefon: 33-1-41-56-78-00

Fax: 33-1-41-56-70-29

E-mail: [mail.airfranceklmfinance@airfrance.fr](mailto:mail.airfranceklmfinance@airfrance.fr)

### PDF Downloads

Annual report: AIR FRANCE-KLM SA



### Company Profile

Air France-KLM SA provides passenger and cargo air transportation services. Its activities include cargo, aeronautics maintenance, and other air transport related activities, such as catering and charter services. The firm operates through the following segments: Network, Maintenance, Transavia, and Other. The Network segment comprises of passenger network and cargo services. The Maintenance segment provides maintenance services to other airlines and customers worldwide. The Transavia segment involves in the low cost activities realized by Transavia. The Other segment provides services by the group and not covered by the four segments mentioned. The company was founded on April 23, 1947 and is headquartered in Paris, France.

### Members of Management Board

Benjamin Smith	Chairman of Managing Board
Adriaan den Heijer	Member of Executive Committee
Angus Clarke	Member of Executive Committee
Anne Brachet	Member of Executive Committee
Anne Rigail	Member of Executive Committee
Anne-Sophie Le Lay	Member of Executive Committee
Henri de Peyrelongue	Member of Executive Committee
Jean-Christophe Lalanne	Member of Executive Committee
Oltion Carkaxhija	Member of Executive Committee
Pieter Bootsma	Member of Executive Committee
Pieter Elbers	Member of Executive Committee
Steven Zaat	Member of Executive Committee

### Board of directors

Anne-Marie Couderc	Chairman of Supervisory Board
Dirk-Jan van den Berg	Member of Supervisory Board
Alain Bellemare	Member of Supervisory Board
Alexander Rijn Wynaendts	Member of Supervisory Board
Anne-Marie Idrac	Member of Supervisory Board
Cees't C. Hart	Member of Supervisory Board
François Robardet	Member of Supervisory Board
Gwenaëlle Avice-Huet	Member of Supervisory Board
Isabelle Bouillot	Member of Supervisory Board
Isabelle Poulet Parize	Member of Supervisory Board
Jean-Dominique Comolli	Member of Supervisory Board
Jian Wang	Member of Supervisory Board
Karim Belabbas	Member of Supervisory Board
Leni M. T. Boeren	Member of Supervisory Board
Michel Delli-Zotti	Member of Supervisory Board
Rodolphe Saadé	Member of Supervisory Board
Stéphanie Besnier	Member of Supervisory Board
Terence Tilgenkamp	Member of Supervisory Board