

## CHUGAI PHARMACEUTICAL CO LTD

ISIN: JP3519400000 WKN: 4519

## Overview

2023/06/02 21:05:04

Price

26.00 EUR

Difference  1.56% (0.40)

## General attributes

ISIN JP3519400000

Symbol 4519

Exchange Berlin

Currency EUR

Sector Chemical / Pharmaceutical / Health

Security type Stock

Market cap (m) 43,471 EUR

Benchmark NIKKEI 225

## Market data

Bid (Bid size) -

Ask (Ask size) -

Open 25.80 EUR

High 26.20 EUR

Low 25.80 EUR

Close (prev. day) 25.60 EUR

VWAP -

Volume (pcs) 0

Trading volume 0.00

Number of trades 7

Last size 0

## Futures and Options

Related Futures -

Related Options -











5Y



Information about previous performance does not guarantee future performance.

Source: FactSet

## Recent research

on sector		on market	
Date		Headline	Download
2023/06/01		Aktienempfehlungen Global	
2023/06/01		Global Equity Ratings	
2023/05/30		Aktienempfehlungen Österreich	
2023/05/26		Equity Weekly	
2023/05/24		Global Equity Ratings	

## Details

2023/06/02 21:05:04

## Price

26.00 EUR

Difference ▲ 1.56% (0.40)

## General attributes

ISIN	JP3519400000
Symbol	4519
Exchange	Berlin
Currency	EUR
Sector	Chemical / Pharmaceutical / Health
Security type	Stock
Market cap (m)	43,471 EUR
Benchmark	NIKKEI 225

## Market data

Bid (Bid size)	-
Ask (Ask size)	-
Open	25.80 EUR
High	26.20 EUR
Low	25.80 EUR
Close (prev. day)	25.60 EUR
VWAP	-
Volume (pcs)	0
Trading volume	0.00
Number of trades	7
Last size	0

## Performance and Risk

	6M	1Y	3Y
Perf (%)	+3.67%	+2.89%	-40.00%
Perf (abs.)	+0.92	+0.73	-17.33
Beta	0.80	0.80	0.84
Volatility	23.89	25.67	29.77

5Y



Information about previous performance does not guarantee future performance.  
Source: FactSet

## Price data

Ø price 5 days   Ø volume 5 days (pcs.)	25.48 EUR (0)
Ø price 30 days   Ø volume 30 days (pcs.)	24.35 EUR (0)
Ø price 100 days   Ø volume 100 days (pcs.)	23.84 EUR (0)
Ø price 250 days   Ø volume 250 days (pcs.)	24.72 EUR (0)
YTD High   date	26.20 EUR (2023/06/02)
YTD Low   date	21.40 EUR (2023/03/24)
52 Weeks High   date	28.56 EUR (2022/08/15)
52 Weeks Low   date	21.40 EUR (2023/03/24)

## Arbitrage views

Exchange <span style="color: blue;">⊕</span>	Date	Time	Price	Trading volume (mio.)	Number of trades
Tradegate	2023/06/02	22:26	26.20 EUR	0.01	7
Tokyo Stock Exchange	2023/06/02	08:00	3,881.00 JPY	88.72	2,690
Stuttgart	2023/06/02	08:02	25.60 EUR	0.00	3
Munich	2023/06/02	08:00	25.40 EUR	0.00	1
Hanover	2023/06/02	08:00	25.40 EUR	0.00	1

	02					
Frankfurt	2023/06/02	15:25	26.40 EUR	0.00		2
FINRA other OTC Issues	2023/05/22	15:52	27.29 USD	0.03		6
Duesseldorf	2023/06/02	21:01	25.80 EUR	0.00		11
Berlin	2023/06/02	21:05	26.00 EUR	0.00		7

## Company profile

### Company Logo



### Company Profile

-

### Contact Details

CHUGAI PHARMACEUTICAL

--

2-1-1, Nihonbashi-Muromachi, Chuo-ku -  
103-8324 Tokyo

Telefon: 03-3281-6611

Fax: -

E-mail: [pr@chugai-pharm.co.jp](mailto:pr@chugai-pharm.co.jp)