

CHUGAI PHARMACEUTICAL CO LTD

ISIN: JP3519400000 WKN: 4519

Overview

2023/06/09 08:00:42

Price
26.20 EURDifference  2.34% (0.60)

General attributes

| | |
|----------------|------------------------------------|
| ISIN | JP3519400000 |
| Symbol | 4519 |
| Exchange | Munich |
| Currency | EUR |
| Sector | Chemical / Pharmaceutical / Health |
| Security type | Stock |
| Market cap (m) | 44,459 EUR |
| Benchmark | NIKKEI 225 |

Market data

| | |
|-------------------|-----------|
| Bid (Bid size) | - |
| Ask (Ask size) | - |
| Open | 26.20 EUR |
| High | 26.20 EUR |
| Low | 26.20 EUR |
| Close (prev. day) | 25.60 EUR |
| VWAP | 32.62 EUR |
| Volume (pcs) | 0 |
| Trading volume | 0.00 |
| Number of trades | 1 |
| Last size | 0 |

Futures and Options







| | |
|-----------------|---|
| Related Futures | - |
| Related Options | - |

5Y



Information about previous performance does not guarantee future performance.
Source: FactSet

Recent research

| on sector | | on market | |
|------------|---|-------------------------------|---|
| Date | | Headline | Download |
| 2023/06/06 |  | Global Equity Ratings |  |
| 2023/06/06 |  | Aktienempfehlungen Global |  |
| 2023/06/01 |  | Aktienempfehlungen Global |  |
| 2023/06/01 |  | Global Equity Ratings |  |
| 2023/05/30 |  | Aktienempfehlungen Österreich |  |

Details

2023/06/09 08:00:42

Price
26.20 EUR

Difference ▲ 2.34% (0.60)

General attributes

| | |
|----------------|------------------------------------|
| ISIN | JP3519400000 |
| Symbol | 4519 |
| Exchange | Munich |
| Currency | EUR |
| Sector | Chemical / Pharmaceutical / Health |
| Security type | Stock |
| Market cap (m) | 44,459 EUR |
| Benchmark | NIKKEI 225 |

Market data

| | |
|-------------------|-----------|
| Bid (Bid size) | - |
| Ask (Ask size) | - |
| Open | 26.20 EUR |
| High | 26.20 EUR |
| Low | 26.20 EUR |
| Close (prev. day) | 25.60 EUR |
| VWAP | 32.62 EUR |
| Volume (pcs) | 0 |
| Trading volume | 0.00 |
| Number of trades | 1 |
| Last size | 0 |

Performance and Risk

| | 6M | 1Y | 3Y |
|-------------|--------|--------|---------|
| Perf (%) | +4.53% | +2.89% | -38.06% |
| Perf (abs.) | +1.11 | +0.72 | -15.73 |
| Beta | 0.86 | 0.81 | 0.85 |
| Volatility | 20.25 | 22.71 | 29.05 |

5Y



Information about previous performance does not guarantee future performance.
Source: FactSet

Price data

| | |
|---|------------------------|
| Ø price 5 days Ø volume 5 days (pcs.) | 26.04 EUR (0) |
| Ø price 30 days Ø volume 30 days (pcs.) | 24.37 EUR (0) |
| Ø price 100 days Ø volume 100 days (pcs.) | 23.49 EUR (0) |
| Ø price 250 days Ø volume 250 days (pcs.) | 24.19 EUR (0) |
| YTD High date | 27.00 EUR (2023/06/06) |
| YTD Low date | 21.80 EUR (2023/04/12) |
| 52 Weeks High date | 27.81 EUR (2022/08/16) |
| 52 Weeks Low date | 21.80 EUR (2023/04/12) |

Arbitrage views

| Exchange ⊕ | Date | Time | Price | Trading volume (mio.) | Number of trades |
|-------------------------|------------|-------|--------------|-----------------------|------------------|
| Tradegate | 2023/06/09 | 22:26 | 26.80 EUR | 0.01 | 4 |
| Tokyo Stock Exchange | 2023/06/09 | 08:00 | 3,965.00 JPY | 162.55 | 3,904 |
| Stuttgart | 2023/06/09 | 08:00 | 26.00 EUR | 0.00 | 3 |
| Munich | 2023/06/09 | 08:00 | 26.20 EUR | 0.00 | 1 |
| Hanover | 2023/06/09 | 08:15 | 26.00 EUR | 0.00 | 1 |

| | | | | | | |
|------------------------|------------|-------|-----------|------|--|----|
| | 09 | | | | | |
| Frankfurt | 2023/06/09 | 09:15 | 25.80 EUR | 0.00 | | 1 |
| FINRA other OTC Issues | 2023/05/22 | 15:52 | 27.29 USD | 0.03 | | 6 |
| Duesseldorf | 2023/06/09 | 21:01 | 26.40 EUR | 0.00 | | 11 |
| Berlin | 2023/06/09 | 21:05 | 26.40 EUR | 0.00 | | 7 |

Company profile

Company Logo



Company Profile

-

Contact Details

CHUGAI PHARMACEUTICAL

--

2-1-1, Nihonbashi-Muromachi, Chuo-ku -
103-8324 Tokyo

Telefon: 03-3281-6611

Fax: -

E-mail: pr@chugai-pharm.co.jp