

EXXON MOBIL CORPORATION

: US30231G1022 : 30231G102

Overview

2023/01/27 09:05:22	
Price	107.64 EUR
Difference	▲ 0.92% (0.98)

General attributes	
ISIN	US30231G1022
Symbol	XOM
Exchange	Vienna Stock Exchange
Currency	EUR
Sector	Energy / Commodities
Security type	Stock
Market cap (m)	445,212 EUR
Benchmark	S&P 500

107,96 EUR (199)
108,36 EUR (374)
107,64 EUR
107,64 EUR
107,64 EUR
106,66 EUR
105,670179 EUR
0
0,00
1
0
15
-







: EXXON MOBIL CORPORATION 

5Y



Information about previous performance does not guarantee future performance.
Source: FactSet

Recent research

09.01.2023		Global Equity Ratings	
09.01.2023		Aktienempfehlungen Global	
19.12.2022		Global Equity Ratings	
19.12.2022		Aktienempfehlungen Global	
28.11.2022		Global Equity Ratings	

Details

2023/01/27 09:05:22

Price

107.64 EUR

Difference ▲ 0.92% (0.98)

General attributes

ISIN	US30231G1022
Symbol	XOM
Exchange	Vienna Stock Exchange
Currency	EUR
Sector	Energy / Commodities
Security type	Stock
Market cap (m)	445,212 EUR
Benchmark	S&P 500

Market data

Bid (Bid size)	107.96 EUR (199)
Ask (Ask size)	108.36 EUR (374)
Open	107.64 EUR
High	107.64 EUR
Low	107.64 EUR
Close (prev. day)	106.66 EUR
VWAP	105.670179 EUR
Volume (pcs)	0
Trading volume	0.00
Number of trades	1
Last size	0

+20.70% +60.17% +77.26%

+18.29 +40.07 +46.49

0.72 0.55 0.92

30.04 36.21 38.84

5Y



Information about previous performance does not guarantee future performance.

Source: FactSet

Price data

	104,51 EUR (22)
	102,55 EUR (101)
	102,53 EUR (138)
	90,89 EUR (298)
	106,66 EUR (26.01.2023)
	98,89 EUR (04.01.2023)
	115,26 EUR (04.11.2022)
	65,75 EUR (27.01.2022)

Arbitrage views

Exchange ⊕	Date	Time	Price	Trading volume (mio.)	Number of trades
Xetra	2023/01/27	15:33	107.94 EUR	1.04	102
Vienna Stock Exchange	2023/01/27	09:05	107.64 EUR	0.00	1
Tradegate	2023/01/27	15:32	107.60 EUR	0.55	100
Stuttgart	2023/01/27	14:20	107.96 EUR	0.11	5
SIX Swiss	2022/11/	17:36	109.00 CHF	0.00	1

Exchange	14					
SIX Swiss Exchange	2020/04/17	17:35	39.00 USD	0.00		1
NYSE	2023/01/27	15:34	117.33 USD	112.19		8,817
Munich	2023/01/27	10:00	108.42 EUR	0.00		2
London Stock Exchange	2023/01/27	15:31	116.85 USD	0.00		6
Hanover	2023/01/27	08:02	108.00 EUR	0.00		1
Hamburg	2023/01/27	11:51	108.42 EUR	0.01		3
Frankfurt	2023/01/27	13:25	107.92 EUR	0.05		10
Duesseldorf	2023/01/27	15:00	107.78 EUR	0.00		8
Berlin	2023/01/27	08:08	108.00 EUR	0.00		1
BX Swiss	2023/01/27	09:06	107.859 CHF	0.01		1

Company profile

Company Logo



Exxon Mobil Corp. engages in the exploration, development, and distribution of oil, gas, and petroleum products. It operates through the following segments: Upstream, Downstream and Chemical. The Upstream segment produces crude oil and natural gas. The Downstream segment manufactures and trades petroleum products. The Chemical segment offers petrochemicals. The company was founded by John D. Rockefeller in 1882 and is headquartered in Irving, TX.

EXXON MOBIL CORP.

--

5959 Las Colinas Boulevard - 75039-2298
Irving

1-972-940-6000

-

-

PDF Downloads

Annual report: EXXON MOBIL
CORPORATION



Susan Avery Member of Board of Directors

Alexander Karsner Member of Board of Directors

Angela Braly Member of Board of Directors

Gregory Goff Member of Board of Directors

Jeffrey Ubben Member of Board of Directors

John Harris Member of Board of Directors

Joseph Hooley Member of Board of Directors

Kaisa Hietala Member of Board of Directors

Lawrence Kellner Member of Board of Directors

Michael Angelakis Member of Board of Directors

Steven Kandarian Member of Board of Directors

Ursula Burns Member of Board of Directors

Darren W. Woods Chairman of Managing Board

Jack P. Williams Member of Executive Committee

Kathryn Mikells Member of Executive Committee

Neil A. Chapman Member of Executive Committee