

## AUSTRIA CROX(EUR)

ISIN: AT0000A02WU3 WKN: -

## Overview

2023/10/03 17:45:00

Price

**1,576.67** EURDifference  -0.64% (-10.14)

## General attributes

ISIN	AT0000A02WU3
Symbol	-
Country	Austria
Instruments in index	7
Type of index	-
Security type	Index

## Top 5

Name	Price	+ - (%)	Trend
ERICSSON N...	200.00	+1.01	

Intraday 1W 1M 6M 1Y 3Y

## Flop 5

Name	Price	+ - (%)	Trend
ZAGREBACKA...	12.50	-1.19	
VALAMAR RI...	4.23	-0.94	
ATLANTIC G...	54.50	-0.91	
ADRIS GRUP...	57.60	-0.69	
PODRAVKA D...	145.00	-0.68	

Intraday 1W 1M 6M 1Y 3Y



More information on countries &amp; regions

[➤ Markets by Region](#)

5Y

Information about previous performance does not guarantee future performance.  
Source: FactSet

## Recent research

on market		
Date	Headline	Download
2023/10/03	 Corporate Credit Monitor Austria	
2023/10/02	 Eurozone und USA	
2023/10/02	 Aktienempfehlungen Österreich	
2023/10/02	 Warum steigen die Renditen am Anleihenmarkt so sta...	
2023/09/29	 Equity Weekly	

## Details

2023/10/03 17:45:00

Price

**1,576.67** EURDifference  -0.64% (-10.14)

## General attributes

ISIN AT0000A02WU3

Symbol -

Country Austria

Security type Index

Instruments in index 7

## Market data

Open 1,586.81 EUR

High 1,586.81 EUR

Low 1,571.06 EUR

Close (prev. day) 1,586.81 EUR

Trading volume (m) -

Volume (pcs) -

## Performance and Risk

	6M	1Y	3Y
Perf (%)	+15.29%	+33.09%	+52.71%
Perf (abs.)	+209.09	+392.02	+544.20
Beta	-	-	-
Volatility	9.77	10.25	10.50








Information about previous performance does not guarantee future performance.

Source: FactSet

## Price data

Ø price 5 days   Ø volume 5 days (pcs.)	1,584.44 EUR (0)
Ø price 30 days   Ø volume 30 days (pcs.)	1,581.14 EUR (0)
Ø price 100 days   Ø volume 100 days (pcs.)	1,490.21 EUR (0)
Ø price 250 days   Ø volume 250 days (pcs.)	1,363.55 EUR (0)
YTD High   date	1,609.31 EUR (2023/09/18)
YTD Low   date	1,212.18 EUR (2023/01/02)
52 Weeks High   date	1,609.31 EUR (2023/09/18)
52 Weeks Low   date	1,171.60 EUR (2022/11/03)

## Composition

Name  ISIN	Price	Diff %  Diff +/-	Performance 	Date Time	Turnover Pc.  Turnover Money 
ADRIS GRUPA D.D. HRADRSPA0009	57.60	-0.69% -0.40		23/10/03 16:25:00	300 17,234.80
ATLANTIC GRUPA D.D. HRATGRRRA0003	54.50	-0.91% -0.50		23/10/03 16:25:00	52 2,834.00
ERICSSON NIKOLA TESLA D.D... HRERNTRA0000	200.00	1.01% 2.00		23/10/03 16:25:00	268 53,301.00
HRVATSKI TELEKOM D.D. NPV HRHT00RA0005	26.20	-0.38% -0.10		23/10/03 16:25:00	881 23,139.90
PODRAVKA DD EUR30.00 HRPODRRA0004	145.00	-0.68% -1.00		23/10/03 16:25:00	1,050 151,522.00
VALAMAR RIVIERA D.D. HRRIVPRA0000	4.23	-0.94% -0.04		23/10/03 16:25:00	5,230 22,190.23
ZAGREBACKA BANKA D.D. HRZABARA0009	12.50	-1.19% -0.15		23/10/03 16:25:00	6,798 85,489.25