

## AUSTRIA CROX(EUR)

ISIN: **AT0000A02WU3** WKN: -

## Overview

2023/09/29 17:45:00

Price

**1,578.50** EURDifference  -0.65% (-10.25)

## General attributes

ISIN AT0000A02WU3

Symbol -

Country Austria

Instruments in index 7

Type of index -

Security type Index

## Top 5

Name	Price	+ - (%)	Trend
VALAMAR RI...	4.24	-0.24	
HRVATSKI T...	26.30	-0.38	
ZAGREBACKA...	12.55	-0.40	
ERICSSON N...	200.00	-1.48	

Intraday **1W** 1M 6M 1Y 3Y

## Flop 5

Name	Price	+ - (%)	Trend
ATLANTIC G...	54.00	-1.82	
ADRIS GRUP...	57.00	-1.72	
ERICSSON N...	200.00	-1.48	
ZAGREBACKA...	12.55	-0.40	
HRVATSKI T...	26.30	-0.38	

Intraday **1W** 1M 6M 1Y 3Y

More information on countries &amp;



Information about previous performance does not guarantee future performance.  
Source: FactSet

## Recent research

on market		
Date	Headline	Download
2023/09/29	 Equity Weekly	
2023/09/29	 Week Ahead	
2023/09/29	 Wochenausblick	
2023/09/29	 Aktienempfehlungen Global	
2023/09/29	 Österreich: Inflation sinkt im September	

regions

➤ [Markets by Region](#)

## Details

2023/09/29 17:45:00

Price

**1,578.50** EURDifference  -0.65% (-10.25)

## General attributes

ISIN AT0000A02WU3

Symbol -

Country Austria

Security type Index

Instruments in index 7

## Market data

Open 1,589.11 EUR

High 1,589.11 EUR

Low 1,575.16 EUR

Close (prev. day) 1,588.75 EUR

Trading volume (m) -

Volume (pcs) -

## Performance and Risk

	6M	1Y	3Y
Perf (%)	+16.28%	+32.78%	+52.96%
Perf (abs.)	+221.05	+389.65	+546.50
Beta	-	-	-
Volatility	9.66	10.25	10.49



5Y






Information about previous performance does not guarantee future performance.

Source: FactSet

## Price data

Ø price 5 days   Ø volume 5 days (pcs.)	1,584.85 EUR (0)
Ø price 30 days   Ø volume 30 days (pcs.)	1,579.44 EUR (0)
Ø price 100 days   Ø volume 100 days (pcs.)	1,485.80 EUR (0)
Ø price 250 days   Ø volume 250 days (pcs.)	1,360.44 EUR (0)
YTD High   date	1,609.31 EUR (2023/09/18)
YTD Low   date	1,212.18 EUR (2023/01/02)
52 Weeks High   date	1,609.31 EUR (2023/09/18)
52 Weeks Low   date	1,171.60 EUR (2022/11/03)

## Composition

Name  ISIN	Price	Diff %  Diff +/-	Performance 	Date Time	Turnover Pc.  Turnover Money 
ADRIS GRUPA D.D. HRADRSPA0009	57.00	-1.72% -1.00		23/09/29 16:25:00	1,406 80,242.60
ATLANTIC GRUPA D.D. HRATGRRRA0003	54.00	-1.82% -1.00		23/09/29 16:25:00	40 2,144.00
ERICSSON NIKOLA TESLA D.D... HRERNTRA0000	200.00	-1.48% -3.00		23/09/29 16:25:00	1,159 232,135.00
HRVATSKI TELEKOM D.D. NPV HRHT00RA0005	26.30	-0.38% -0.10		23/09/29 16:25:00	902 23,642.20
PODRAVKA DD EUR30.00 HRPODRRA0004	146.00	0.00% 0.00		23/09/29 16:25:00	116 16,889.00
VALAMAR RIVIERA D.D. HRRIVPRA0000	4.24	-0.24% -0.01		23/09/29 16:25:00	7,599 32,255.47
ZAGREBACKA BANKA D.D. HRZABARA0009	12.55	-0.40% -0.05		23/09/29 16:25:00	2,889 36,390.60