

## UNIPER SE

ISIN:

DE000UNSE018

WKN: UNSE01

## Overview

2022/09/30 17:35:17

Price

3.906 EUR

Difference  -0.41% (-0.02)

## General attributes

|                |              |
|----------------|--------------|
| ISIN           | DE000UNSE018 |
| Symbol         | UN01         |
| Exchange       | Xetra        |
| Currency       | EUR          |
| Sector         | Utilities    |
| Security type  | Stock        |
| Market cap (m) | 1,429 EUR    |
| Benchmark      | GERMANY DAX  |

## Market data

|                   |              |
|-------------------|--------------|
| Bid (Bid size)    | -            |
| Ask (Ask size)    | -            |
| Open              | 3.90 EUR     |
| High              | 4.114 EUR    |
| Low               | 3.856 EUR    |
| Close (prev. day) | 3.922 EUR    |
| VWAP              | 3.94011 EUR  |
| Volume (pcs)      | 1,533,509    |
| Trading volume    | 6,042,188.25 |
| Number of trades  | 1,456        |
| Last size         | 643,449      |

## Futures and Options

|                 |    |
|-----------------|----|
| Related Futures | 15 |
| Related Options | -  |

## PDF Downloads






Annual report: UNIPER SE 

5Y



Information about previous performance does not guarantee future performance.  
Source: FactSet

## Recent research

| on sector  |   | on market                     |   |
|------------|---|-------------------------------|---|
| Date       |   | Headline                      | Download  |
| 2022/09/26 |  | Global Equity Ratings         |  |
| 2022/09/26 |  | Aktienempfehlungen Global     |  |
| 2022/09/19 |  | Aktienempfehlungen Österreich |  |
| 2022/09/05 |  | Aktienempfehlungen Österreich |  |
| 2022/09/01 |  | Global Equity Ratings         |  |

## Details

2022/09/30 17:35:17

## Price

3.906 EUR

Difference  -0.41% (-0.02)

## General attributes

|                |              |
|----------------|--------------|
| ISIN           | DE000UNSE018 |
| Symbol         | UN01         |
| Exchange       | Xetra        |
| Currency       | EUR          |
| Sector         | Utilities    |
| Security type  | Stock        |
| Market cap (m) | 1,429 EUR    |
| Benchmark      | GERMANY DAX  |

## Market data

|                   |              |
|-------------------|--------------|
| Bid (Bid size)    | -            |
| Ask (Ask size)    | -            |
| Open              | 3.90 EUR     |
| High              | 4.114 EUR    |
| Low               | 3.856 EUR    |
| Close (prev. day) | 3.922 EUR    |
| VWAP              | 3.94011 EUR  |
| Volume (pcs)      | 1,533,509    |
| Trading volume    | 6,042,188.25 |
| Number of trades  | 1,456        |
| Last size         | 643,449      |

## Performance and Risk

|             | 6M      | 1Y      | 3Y      |
|-------------|---------|---------|---------|
| Perf (%)    | -84.21% | -89.17% | -87.02% |
| Perf (abs.) | -20.82  | -32.14  | -26.18  |
| Beta        | 1.79    | 1.65    | 0.89    |
| Volatility  | 118.00  | 93.03   | 58.29   |

5Y



Information about previous performance does not guarantee future performance.

Source: FactSet

## Price data

|   |                         |
|---|-------------------------|
| Ø price 5 days   Ø volume 5 days (pcs.)     | 4.057 EUR (2,429,266)   |
| Ø price 30 days   Ø volume 30 days (pcs.)   | 4.718 EUR (2,865,944)   |
| Ø price 100 days   Ø volume 100 days (pcs.) | 11.740 EUR (1,792,270)  |
| Ø price 250 days   Ø volume 250 days (pcs.) | 24.814 EUR (966,825)    |
| YTD High   date                             | 42.070 EUR (2022/01/05) |
| YTD Low   date                              | 2.550 EUR (2022/09/21)  |
| 52 Weeks High   date                        | 42.450 EUR (2021/12/27) |
| 52 Weeks Low   date                         | 2.550 EUR (2022/09/21)  |

## All listings for UNIPER SE

| Exchange  | Date       | Time  | Price     | Trading volume (mio.) | Number of trades |
|--|------------|-------|-----------|-----------------------|------------------|
| Xetra  | 2022/09/30 | 17:35 | 3.906 EUR | 6.04                  | 1,456            |
| Vienna Stock Exchange  | 2022/09/30 | 17:32 | 3.95 EUR  | 0.00                  | 2                |
| Tradegate  | 2022/09/30 | 22:26 | 3.866 EUR | 1.15                  | 334              |
| Stuttgart  | 2022/09/30 | 21:55 | 3.868 EUR | 0.07                  | 70               |
| SIX Swiss Exchange   | 2020/      | 05:55 | 28.84 CHF | 0.00                  | 1                |

|   |                |       |            |      |  |    |
|---|----------------|-------|------------|------|--|----|
|   | 04/01          |       |            |      |  |    |
| Munich  | 2022/<br>09/30 | 11:11 | 3.988 EUR  | 0.00 |  | 2  |
| London Stock Exchange<br>European Trade Reporting | 2022/<br>09/30 | 17:46 | 3.906 EUR  | 0.00 |  | 1  |
| Hanover   | 2022/<br>09/30 | 12:29 | 3.994 EUR  | 0.00 |  | 2  |
| Hamburg   | 2022/<br>09/30 | 12:41 | 3.972 EUR  | 0.01 |  | 4  |
| Frankfurt   | 2022/<br>09/30 | 21:23 | 3.888 EUR  | 0.02 |  | 12 |
| FINRA other OTC Issues                            | 2022/<br>09/30 | 20:23 | 4.02 USD   | 0.00 |  | 5  |
| Duesseldorf                                       | 2022/<br>09/30 | 21:01 | 3.852 EUR  | 0.00 |  | 10 |
| Bucharest Stock Exchange                          | 2019/<br>02/01 | 17:00 | 119.80 RON | 0.00 |  | 1  |
| Berlin  | 2022/<br>09/30 | 16:18 | 3.914 EUR  | 0.01 |  | 3  |

# Company profile

## Company Logo

### Contact Details

UNIPER SE

--

Holzstrasse 6 - 40221 Düsseldorf

Telefon: 49-211-4579-4425

Fax: -

E-mail: [info@uniper.energy](mailto:info@uniper.energy)

### PDF Downloads

Annual report: UNIPER SE



## Company Profile

Uniper SE engages in the provision of energy. Its services include power generation, global energy trading, energy sales, energy storage, and energy services. It operates through the following segments: European Generation, Global Commodities, and International Power Generation. The European Generation segment comprises of the power and heat generation facilities that the Uniper Group operates in Europe. The Global Commodities segment bundles the energy trading activities, and forms a commercial interface. The fuels required for power generation are procured, emission allowances are traded, the electricity produced is marketed and the portfolio is optimized by managing the use of the power plants. The International Power Generation segment brings together the operating power generation business of the Uniper Group in Russia and Brazil. The company was founded in January 1, 2016 and is headquartered in Düsseldorf, Germany.

### Members of Management Board

|                      |                               |
|----------------------|-------------------------------|
| Klaus-Dieter Maubach | Chairman of Managing Board    |
| David Bryson         | Member of Executive Committee |
| Niek den Hollander   | Member of Executive Committee |
| Tiina Tuomela        | Member of Executive Committee |

### Board of directors

|                             |                               |
|-----------------------------|-------------------------------|
| Markus Heikki Erdem Rauramo | Chairman of Supervisory Board |
| Bernhard Günther            | Member of Supervisory Board   |
| Werner Brinker              | Member of Supervisory Board   |
| Andre Muilwijk              | Member of Supervisory Board   |
| Barbara Jagodzinski         | Member of Supervisory Board   |
| Harald Seegatz              | Member of Supervisory Board   |
| Immo Schlepper              | Member of Supervisory Board   |
| Ingrid Marie Asander        | Member of Supervisory Board   |
| Nora Steiner-Forsberg       | Member of Supervisory Board   |
| Oliver Biniek               | Member of Supervisory Board   |