

MATSUI SECURITIES CORP LTD.

ISIN: JP3863800003 WKN: 8628

Overview

2018/06/25 16:12:10

Price
9.50 USDDifference  0.00% (0.00)

General attributes

ISIN	JP3863800003
Symbol	8628
Exchange	FINRA other OTC Issues
Currency	USD
Sector	Financial
Security type	Stock
Market cap (m)	1,359 EUR
Benchmark	NIKKEI 225

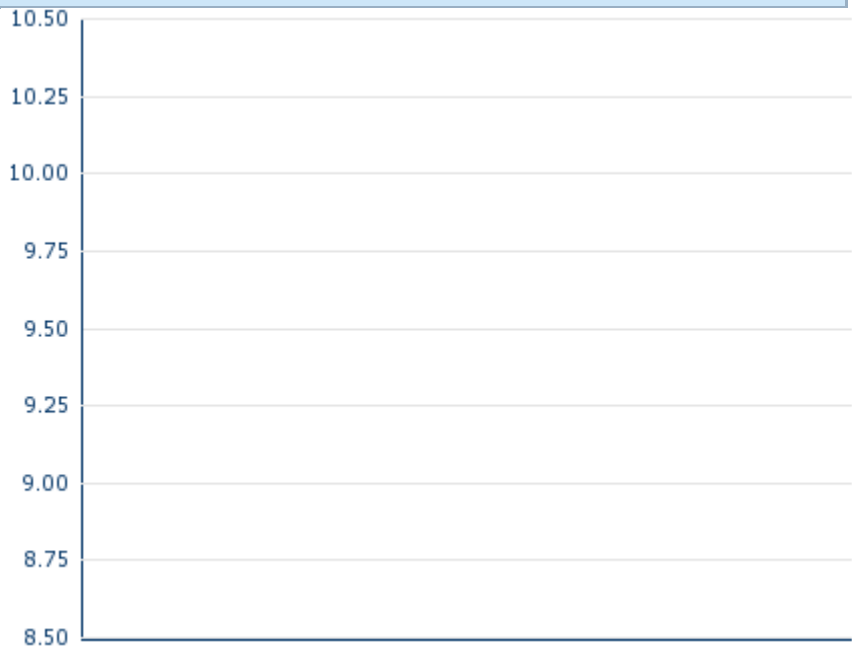
Market data

Bid (Bid size)	-
Ask (Ask size)	-
Open	9.50 USD
High	9.50 USD
Low	9.50 USD
Close (prev. day)	9.50 USD
VWAP	9.50 USD
Volume (pcs)	-
Trading volume	-
Number of trades	1
Last size	-

Futures and Options










Related Futures	-
Related Options	-

5Y



Information about previous performance does not guarantee future performance.
Source: FactSet

Recent research

	on sector	on market	
Date		Headline	Download
2023/06/06		Global Equity Ratings	
2023/06/06		Aktienempfehlungen Global	
2023/06/02		Equity Weekly	
2023/06/01		Aktienempfehlungen Global	
2023/06/01		Global Equity Ratings	

Details

2018/06/25 16:12:10

Price
9.50 USDDifference  0.00% (0.00)

General attributes

ISIN	JP3863800003
Symbol	8628
Exchange	FINRA other OTC Issues
Currency	USD
Sector	Financial
Security type	Stock
Market cap (m)	1,359 EUR
Benchmark	NIKKEI 225

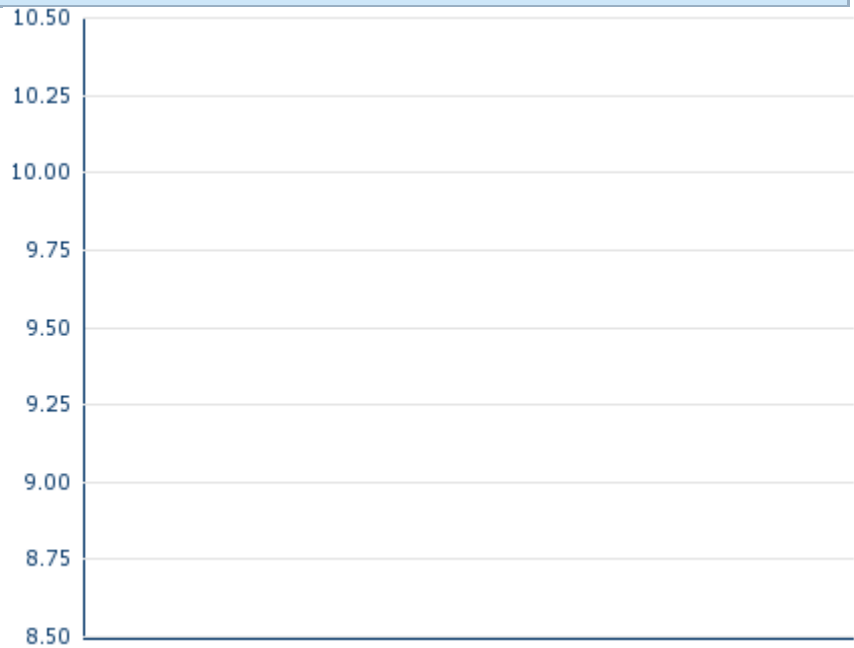
Market data

Bid (Bid size)	-
Ask (Ask size)	-
Open	9.50 USD
High	9.50 USD
Low	9.50 USD
Close (prev. day)	9.50 USD
VWAP	9.50 USD
Volume (pcs)	-
Trading volume	-
Number of trades	1
Last size	-

Performance and Risk

	6M	1Y	3Y
Perf (%)	-	-	-
Perf (abs.)	-	-	-
Beta	0.33	0.34	0.48
Volatility	-	-	-

5Y



Information about previous performance does not guarantee future performance.
Source: FactSet

Price data

Ø price 5 days Ø volume 5 days (pcs.)	- USD (1,500)
Ø price 30 days Ø volume 30 days (pcs.)	- USD (1,500)
Ø price 100 days Ø volume 100 days (pcs.)	- USD (1,500)
Ø price 250 days Ø volume 250 days (pcs.)	- USD (1,500)
YTD High date	- USD (-)
YTD Low date	- USD (-)
52 Weeks High date	- USD (-)
52 Weeks Low date	- USD (-)

Arbitrage views

Exchange 	Date	Time	Price	Trading volume (mio.)	Number of trades
Tokyo Stock Exchange	2023/06/08	08:00	785.00 JPY	6.06	876
Munich	2023/06/08	08:06	5.25 EUR	0.00	1
Frankfurt	2023/06/08	19:50	5.20 EUR	0.00	2
FINRA other OTC Issues	2018/06/25	16:12	9.50 USD	0.00	1
Duesseldorf	2023/06/08	16:01	5.15 EUR	0.00	5

	08						
Berlin	2023/06/08	08:06	5.20	EUR	0.00		1

Company profile

Company Logo

Contact Details

MATSUI SECURITIES CO

--

Telefon: -

Fax: -

E-mail: -

Company Profile

-