

OUTOTEC OYJ

ISIN:

FI0009014575

WKN: OTE1V

Overview

2020/04/09 17:29:41

Price

3.484 EUR

Difference  -1.91% (-0.07)

General attributes

ISIN	FI0009014575
Symbol	OTE1V
Exchange	OMX Helsinki
Currency	EUR
Sector	Industry
Security type	Stock
Market cap (m)	638 EUR
Benchmark	OMX HELSINKI 25

Market data

Bid (Bid size)	3.484 EUR (16,805)
Ask (Ask size)	3.494 EUR (57)
Open	3.65 EUR
High	3.718 EUR
Low	3.484 EUR
Close (prev. day)	3.552 EUR
VWAP	3.56617 EUR
Volume (pcs)	2,089,537
Trading volume	7,449,730.73
Number of trades	2,779
Last size	-

Futures and Options











Related Futures	17
Related Options	-

5Y



Information about previous performance does not guarantee future performance.
Source: FactSet

Recent research

on sector		on market	
Date		Headline	Download
2020/04/02		Global Equity Ratings	
2020/04/02		Globale Aktienempfehlungen	
2020/03/27		Equity Weekly	
2020/03/26		Global Equity Ratings	
2020/03/26		Globale Aktienempfehlungen	

Details

2020/04/09 17:29:41

Price

3.484 EUR

Difference ▼ -1.91% (-0.07)

General attributes

ISIN	FI0009014575
Symbol	OTE1V
Exchange	OMX Helsinki
Currency	EUR
Sector	Industry
Security type	Stock
Market cap (m)	638 EUR
Benchmark	OMX HELSINKI 25

Market data

Bid (Bid size)	3.484 EUR (16,805)
Ask (Ask size)	3.494 EUR (57)
Open	3.65 EUR
High	3.718 EUR
Low	3.484 EUR
Close (prev. day)	3.552 EUR
VWAP	3.56617 EUR
Volume (pcs)	2,089,537
Trading volume	7,449,730.73
Number of trades	2,779
Last size	-

Performance and Risk

	6M	1Y	3Y
Perf (%)	-28.90%	-19.56%	-39.09%
Perf (abs.)	-1.42	-0.85	-2.24
Beta	1.29	1.40	1.47
Volatility	56.81	53.83	55.21

5Y



Information about previous performance does not guarantee future performance.
Source: FactSet

Price data

Ø price 5 days Ø volume 5 days (pcs.)	3.466 EUR (1,759,352)
Ø price 30 days Ø volume 30 days (pcs.)	3.545 EUR (2,364,369)
Ø price 100 days Ø volume 100 days (pcs.)	4.948 EUR (1,458,832)
Ø price 250 days Ø volume 250 days (pcs.)	4.904 EUR (1,256,536)
YTD High date	6.344 EUR (2020/01/20)
YTD Low date	2.681 EUR (2020/03/23)
52 Weeks High date	6.344 EUR (2020/01/20)
52 Weeks Low date	2.681 EUR (2020/03/23)

All listings for OUTOTEC OYJ

Exchange	Date	Time	Price	Trading volume (mio.)	Number of trades
Tradegate	2020/04/09	22:26	3.468 EUR	0.00	1
Stuttgart	2020/04/09	08:06	3.624 EUR	0.00	3
OMX Helsinki	2020/04/09	17:29	3.484 EUR	7.45	2,779
Munich	2020/04/09	18:36	3.53 EUR	0.00	3
London Stock Exchange	2020/	17:25	3.498 EUR	0.00	2

European Trade Reporting	04/09					
Frankfurt	2020/ 04/09	14:03	3.546 EUR	0.00		2
FINRA other OTC Issues	2020/ 02/27	15:38	5.04 USD	0.03		1
Berlin	2020/ 04/09	18:36	3.398 EUR	0.00		3

Company profile

Company Logo



Company Profile

-

Contact Details

OUTOTEC OYJ

--

Riihitontuntie 7 D, PO Box 86 02200 Espoo

Telefon: +358 20 529 211

Fax: +358 20 529 2200

E-mail: info@outotec.com