

## CHINA MOBILE LTD.

ISIN: **HK0941009539**

WKN: -

## Overview

2021/03/29 08:08:12

Price  
5.528 EURDifference  0.47% (0.03)

## General attributes

ISIN	HK0941009539
Symbol	941
Exchange	Berlin
Currency	EUR
Sector	Telecommunications
Security type	Stock
Market cap (m)	108,390 EUR
Benchmark	HANG SENG INDEX

## Market data

Bid (Bid size)	-
Ask (Ask size)	-
Open	5.528 EUR
High	5.528 EUR
Low	5.528 EUR
Close (prev. day)	5.502 EUR
VWAP	-
Volume (pcs)	0
Trading volume	0.00
Number of trades	2
Last size	0

## Futures and Options









Related Futures	-
Related Options	-

5Y



Information about previous performance does not guarantee future performance.  
Source: FactSet

## Recent research

on instrument		on sector	
Date		Headline	Download
2021/04/08		Global Equity Ratings	
2021/04/08		Aktienempfehlungen Global	
2021/04/01		Global Equity Ratings	
2021/04/01		Aktienempfehlungen Global	
2021/03/03		Global Equity Ratings	

## Details

2021/03/29 08:08:12

## Price

5.528 EUR

Difference ▲ 0.47% (0.03)

## General attributes

ISIN	HK0941009539
Symbol	941
Exchange	Berlin
Currency	EUR
Sector	Telecommunications
Security type	Stock
Market cap (m)	108,390 EUR
Benchmark	HANG SENG INDEX

## Market data

Bid (Bid size)	-
Ask (Ask size)	-
Open	5.528 EUR
High	5.528 EUR
Low	5.528 EUR
Close (prev. day)	5.502 EUR
VWAP	-
Volume (pcs)	0
Trading volume	0.00
Number of trades	2
Last size	0

## Performance and Risk

	6M	1Y	3Y
Perf (%)	+2.37%	-15.42%	-25.40%
Perf (abs.)	+0.13	-1.01	-1.88
Beta	0.52	0.70	0.24
Volatility	35.89	32.66	28.09

5Y



Information about previous performance does not guarantee future performance.  
Source: FactSet

## Price data

Ø price 5 days   Ø volume 5 days (pcs.)	5.574 EUR (37)
Ø price 30 days   Ø volume 30 days (pcs.)	5.709 EUR (2,838)
Ø price 100 days   Ø volume 100 days (pcs.)	5.240 EUR (1,307)
Ø price 250 days   Ø volume 250 days (pcs.)	5.812 EUR (611)
YTD High   date	6.084 EUR (2021/03/08)
YTD Low   date	4.228 EUR (2021/01/08)
52 Weeks High   date	7.454 EUR (2020/04/28)
52 Weeks Low   date	4.228 EUR (2021/01/08)

## All listings for CHINA MOBILE LTD.

Exchange	Date	Time	Price	Trading volume (mio.)	Number of trades
Tradegate	2021/03/29	22:26	5.61 EUR	0.35	55
Stuttgart FXplus	2021/04/30	08:30	5.487 HKD	0.00	2
Stuttgart	2021/05/07	16:10	5.405 EUR	0.04	11
SIX Swiss Exchange	2020/02/10	17:36	8.30 CHF	0.00	1
Munich	2021/05/08	08:12	5.372 EUR	0.00	1

	07					
Hong Kong Stock Exchange	2021/05/10	05:59	49.75 HKD	-		-
Hanover	2021/05/07	10:28	5.50 EUR	0.00		1
Hamburg	2021/05/07	13:46	5.392 EUR	0.00		2
Frankfurt	2021/05/07	19:44	5.36 EUR	0.22		49
Duesseldorf	2021/05/07	19:57	5.361 EUR	0.01		26
Berlin	2021/03/29	08:08	5.528 EUR	0.00		2

## Company profile

### Company Logo



### Company Profile

#### Contact Details

CHINA MOBILE LTD.

--

60F The Center 99 Queen's Rd C Central --  
Hong Kong

Telefon: 852 31 21 88 88

Fax: 852 25 11 90 92

E-mail: -