

EURO / SOUTH AFRICAN RAND (EUR/ZAR)

2023/01/31 15:02:20

Price

18.8536 ZAR

1 EUR = 18.8536 ZAR
1 ZAR = 0.05300 EUR

Difference

 -0.04%
(-0.01)

General attributes

Exchange rate -
Exchange OTCD FX Premium
Security type Currency

Market data

Open 18.86187 ZAR
High 18.94447 ZAR
Low 18.8109 ZAR
Close (prev. day) 18.86208 ZAR

Performance and Risk

	6M	1Y	3Y
Perf (%)	+10.87%	+8.53%	+15.89%
Perf (abs.)	+1.85	+1.48	+2.58
Beta	-	-	-
Volatility	11.01	11.41	12.71

Futures and Options

Related Futures -
Related Options -










5Y

Information about previous performance does not guarantee future performance.
Source: FactSet

Price data

Ø price 5 days Ø volume 5 days (pcs.)	18.7204 ZAR (0)
Ø price 30 days Ø volume 30 days (pcs.)	18.3865 ZAR (0)
Ø price 100 days Ø volume 100 days (pcs.)	18.1447 ZAR (0)
Ø price 250 days Ø volume 250 days (pcs.)	17.5114 ZAR (0)
YTD High date	18.9442 ZAR (2023/01/30)
YTD Low date	17.7995 ZAR (2023/01/04)
52 Weeks High date	18.9442 ZAR (2023/01/30)
52 Weeks Low date	15.6388 ZAR (2022/04/13)

Recent research

on instrument	on market		
Date		Headline	Download
2023/01/30		Global Equity Ratings	
2023/01/30		Aktienempfehlungen Global	
2023/01/30		Wie entscheiden EZB und US Fed?	
2023/01/30		GDP data for 2022 begin to flow in for the region	
2023/01/27		Equity Weekly	