


# EUR INT RATE SWAP (ANN/6MO) 9 YEARS

ISIN: -










2023/10/01 21:40:15			
<b>Price</b>	<b>3.3627 %</b>		
<b>Difference</b>		<b>-0.01 (-1 Bp)</b>	
<b>General attributes</b>			
ISIN	-		
Symbol	-.OTD		
Exchange	OTC Data Services		
Security type	Interest rate		
<b>Market data</b>			
Open	3.3505%		
Close (prev. day)	3.3690%		
<b>Performance and Risk</b>			
	<b>6M</b>	<b>1Y</b>	<b>3Y</b>
Perf (%)	+14.09%	+8.68%	+1,303.21%
Perf (abs.)	+0.42	+0.27	+3.65
Beta	-	-	-
Volatility	26.82	36.75	638.83
<b>Futures and Options</b>			
Related Futures	-		
Related Options	-		



Information about previous performance does not guarantee future performance.  
Source: FactSet

<b>Price data</b>	
Ø price 5 days   Ø volume 5 days (pcs.)	3.3774 % (0)
Ø price 30 days   Ø volume 30 days (pcs.)	3.2216 % (0)
Ø price 100 days   Ø volume 100 days (pcs.)	3.1277 % (0)
Ø price 250 days   Ø volume 250 days (pcs.)	2.9931 % (0)
YTD High   date	3.5030 % (2023/09/28)
YTD Low   date	2.4993 % (2023/01/17)
52 Weeks High   date	3.5030 % (2023/09/28)
52 Weeks Low   date	2.4630 % (2022/12/07)

**Recent research**

on market		
Date	Headline	Download
2023/09/29	 Week Ahead	
2023/09/29	 Wochenausblick	
2023/09/29	 August industrial production down by 2.4% y/y	
2023/09/29	 Retail trade grew 3.0% y/y in August	
2023/09/29	 Inflation reverted to moderation trajectory in Sep...	