

# US DOLLAR / JAPANESE YEN (USD/JPY)

2022/09/28 05:02:49

**Price**

**144.6210** JPY

1 USD = 144.6210 JPY  
1 JPY = 0.00691 USD

**Difference**

 -0.06%  
(-0.09)

**General attributes**

Exchange rate -  
Exchange OTCD FX Premium  
Security type Currency

**Market data**

Open 144.7080 JPY  
High 144.8530 JPY  
Low 144.3670 JPY  
Close (prev. day) 144.7100 JPY

**Performance and Risk**

	6M	1Y	3Y
Perf (%)	+18.35%	+30.41%	+34.09%
Perf (abs.)	+22.44	+33.75	+36.79
Beta	-	-	-
Volatility	10.26	8.24	6.94

**Futures and Options**

Related Futures 23  
Related Options -

5Y











Information about previous performance does not guarantee future performance.  
Source: FactSet

**Price data**

Ø price 5 days   Ø volume 5 days (pcs.)	143.8714 JPY (0)
Ø price 30 days   Ø volume 30 days (pcs.)	142.3791 JPY (0)
Ø price 100 days   Ø volume 100 days (pcs.)	137.6126 JPY (0)
Ø price 250 days   Ø volume 250 days (pcs.)	127.6894 JPY (0)
YTD High   date	145.9010 JPY (2022/09/22)
YTD Low   date	113.4400 JPY (2022/01/24)
52 Weeks High   date	145.9010 JPY (2022/09/22)
52 Weeks Low   date	110.7900 JPY (2021/10/04)

**Recent research**

on instrument	on market		
Date		Headline	Download
2022/09/26		Global Equity Ratings	
2022/09/26		Aktienempfehlungen Global	
2022/09/26		Wie reagieren die Märkte auf die Wahlen in Italien...	
2022/09/23		Week Ahead	
2022/09/23		Wochenausblick	