

US DOLLAR / CZECH KORUNA (USD/CZK)

2023/09/28 19:58:28

Price

23.0540 CZK

1 USD = 23.0540 CZK

1 CZK = 0.04339 USD

Difference

 -0.39%
(-0.09)

General attributes

| | |
|---------------|-----------------|
| Exchange rate | - |
| Exchange | OTCD FX Premium |
| Security type | Currency |

Market data

| | |
|-------------------|-------------|
| Open | 23.1740 CZK |
| High | 23.2160 CZK |
| Low | 22.9850 CZK |
| Close (prev. day) | 23.1440 CZK |

Performance and Risk

| | 6M | 1Y | 3Y |
|-------------|--------|--------|--------|
| Perf (%) | +5.22% | -9.95% | -0.68% |
| Perf (abs.) | +1.15 | -2.56 | -0.16 |
| Beta | - | - | - |
| Volatility | 7.53 | 8.93 | 8.62 |

Futures and Options

| | |
|-----------------|----|
| Related Futures | 10 |
| Related Options | - |

5Y












Information about previous performance does not guarantee future performance.
Source: FactSet

Price data

| | |
|---|--------------------------|
| Ø price 5 days Ø volume 5 days (pcs.) | 23.0056 CZK (0) |
| Ø price 30 days Ø volume 30 days (pcs.) | 22.7058 CZK (0) |
| Ø price 100 days Ø volume 100 days (pcs.) | 22.0646 CZK (0) |
| Ø price 250 days Ø volume 250 days (pcs.) | 21.9336 CZK (0) |
| YTD High date | 23.2289 CZK (2023/09/27) |
| YTD Low date | 20.9360 CZK (2023/04/14) |
| 52 Weeks High date | 25.8770 CZK (2022/09/28) |
| 52 Weeks Low date | 20.9360 CZK (2023/04/14) |

Recent research

| on instrument | on market | | |
|---------------|---|--|---|
| Date | Headline | | Download |
| 2023/09/28 |  CEE Special Report Explanatory and Predictive Yi... | |  |
| 2023/09/27 |  Uncertainty for the rest of this year remains | |  |
| 2023/09/27 |  CNB press conference could give us a guidance | |  |
| 2023/09/26 |  Global Strategy 4Q 2023 | |  |
| 2023/09/26 |  Global Strategy 4Q 2023 | |  |