

EURO / NORWEGIAN KRONER (EUR/NOK)

2023/01/31 15:23:17

Price

10.9209 NOK1 EUR = 10.9209 NOK
1 NOK = 0.09169 EUR

Difference

 0.92%
(0.10)

General attributes

Exchange rate -
Exchange OTCD FX Premium
Security type Currency

Market data

Open 10.8225 NOK
High 10.92495 NOK
Low 10.81042 NOK
Close (prev. day) 10.82127 NOK

Performance and Risk

	6M	1Y	3Y
Perf (%)	+9.47%	+7.88%	+6.76%
Perf (abs.)	+0.94	+0.79	+0.69
Beta	-	-	-
Volatility	9.17	8.93	10.28

Futures and Options

Related Futures 36
Related Options -

5Y









Information about previous performance does not guarantee future performance.
Source: FactSet

Price data

Ø price 5 days Ø volume 5 days (pcs.)	10.76645 NOK (0)
Ø price 30 days Ø volume 30 days (pcs.)	10.67550 NOK (0)
Ø price 100 days Ø volume 100 days (pcs.)	10.46593 NOK (0)
Ø price 250 days Ø volume 250 days (pcs.)	10.28349 NOK (0)
YTD High date	10.84316 NOK (2023/01/25)
YTD Low date	10.45447 NOK (2023/01/03)
52 Weeks High date	10.84316 NOK (2023/01/25)
52 Weeks Low date	9.43100 NOK (2022/04/08)

Recent research

on instrument	on market		
Date		Headline	Download
2023/01/30		Global Equity Ratings	
2023/01/30		Aktienempfehlungen Global	
2023/01/30		Wie entscheiden EZB und US Fed?	
2023/01/30		GDP data for 2022 begin to flow in for the region	
2023/01/27		Equity Weekly	