

# US DOLLAR / BRITISH POUND (USD/GBP)

2023/03/31 05:51:18

**Price**

**0.80663** GBP

1 USD = 0.80663 GBP  
1 GBP = 1.23956 USD

**Difference**

 -0.08%  
(-0.00)

**General attributes**

Exchange rate -  
Exchange OTCD FX Premium  
Security type Currency

**Market data**

Open 0.80719 GBP  
High 0.80743 GBP  
Low 0.80497 GBP  
Close (prev. day) 0.80727 GBP

**Performance and Risk**

	6M	1Y	3Y
Perf (%)	-9.86%	+6.06%	-0.11%
Perf (abs.)	-0.09	+0.05	+0.00
Beta	-	-	-
Volatility	11.99	11.48	8.66

**Futures and Options**

Related Futures -  
Related Options -

5Y








Information about previous performance does not guarantee future performance.  
Source: FactSet

**Price data**

Ø price 5 days   Ø volume 5 days (pcs.)	0.81208 GBP (0)
Ø price 30 days   Ø volume 30 days (pcs.)	0.82479 GBP (0)
Ø price 100 days   Ø volume 100 days (pcs.)	0.82316 GBP (0)
Ø price 250 days   Ø volume 250 days (pcs.)	0.84116 GBP (0)
YTD High   date	0.84673 GBP (2023/03/08)
YTD Low   date	0.80341 GBP (2023/01/23)
52 Weeks High   date	0.96405 GBP (2022/09/26)
52 Weeks Low   date	0.75922 GBP (2022/03/31)

**Recent research**

on instrument	on market		
Date		Headline	Download
2023/03/28		Global Equity Ratings	
2023/03/28		Aktienempfehlungen Global	
2023/03/24		Week Ahead	
2023/03/24		Wochenausblick	
2023/03/23		US Fed responds to bank turmoil	