

## STARBUCKS CORP

ISIN: **US8552441094** WKN: **855244109**

## Overview

2023/05/30 21:00:50

Price  
90.90 EURDifference  -0.66% (-0.60)

## General attributes

ISIN	US8552441094
Symbol	SBUX
Exchange	Duesseldorf
Currency	EUR
Sector	Consumer Products
Security type	Stock
Market cap (m)	104,659 EUR
Benchmark	S&P 500

## Market data

Bid (Bid size)	-
Ask (Ask size)	-
Open	92.50 EUR
High	92.50 EUR
Low	90.90 EUR
Close (prev. day)	91.50 EUR
VWAP	48.29 EUR
Volume (pcs)	10
Trading volume	925.00
Number of trades	11
Last size	0

## Futures and Options

Related Futures	-
Related Options	-

## PDF Downloads








Annual report: STARBUCKS CORP 

5Y



Information about previous performance does not guarantee future performance.  
Source: FactSet

## Recent research

on instrument	on sector	on market	
Date		Headline	Download
2023/05/24		Global Equity Ratings	
2023/05/24		Aktienempfehlungen Global	
2023/05/03		Global Equity Ratings	
2023/05/03		Aktienempfehlungen Global	
2023/04/25		Global Equity Ratings	

## Details

2023/05/30 21:00:50

## Price

90.90 EUR

Difference ▼ -0.66% (-0.60)

## General attributes

ISIN	US8552441094
Symbol	SBUX
Exchange	Duesseldorf
Currency	EUR
Sector	Consumer Products
Security type	Stock
Market cap (m)	104,659 EUR
Benchmark	S&P 500

## Market data

Bid (Bid size)	-
Ask (Ask size)	-
Open	92.50 EUR
High	92.50 EUR
Low	90.90 EUR
Close (prev. day)	91.50 EUR
VWAP	48.29 EUR
Volume (pcs)	10
Trading volume	925.00
Number of trades	11
Last size	0

## Performance and Risk

	6M	1Y	3Y
Perf (%)	-6.13%	+27.15%	+30.12%
Perf (abs.)	-5.94	+19.41	+21.04
Beta	0.87	0.95	1.05
Volatility	22.95	26.44	27.23

5Y



Information about previous performance does not guarantee future performance.  
Source: FactSet

## Price data

Ø price 5 days   Ø volume 5 days (pcs.)	91.60 EUR (2)
Ø price 30 days   Ø volume 30 days (pcs.)	96.77 EUR (2)
Ø price 100 days   Ø volume 100 days (pcs.)	96.61 EUR (6)
Ø price 250 days   Ø volume 250 days (pcs.)	90.58 EUR (11)
YTD High   date	104.60 EUR (2023/05/02)
YTD Low   date	90.22 EUR (2023/03/23)
52 Weeks High   date	104.60 EUR (2023/05/02)
52 Weeks Low   date	67.62 EUR (2022/06/16)

## All listings for STARBUCKS CORP

Exchange	Date	Time	Price	Trading volume (mio.)	Number of trades
Xetra	2023/05/30	17:35	91.40 EUR	0.18	49
Vienna Stock Exchange	2023/05/30	17:32	91.40 EUR	0.00	2
Tradegate	2023/05/30	22:26	91.20 EUR	0.75	159
Stuttgart	2023/05/30	08:51	92.10 EUR	0.00	5
SIX Swiss Exchange	2022/	17:36	78.00 USD	0.00	1

	11/16					
SIX Swiss Exchange	2022/ 10/11	17:35	84.00 CHF	0.00		1
Nasdaq	2023/ 05/30	22:00	97.75 USD	636.87		135,266
Munich	2023/ 05/30	08:01	92.30 EUR	0.00		1
London Stock Exchange European Trade Reporting	2023/ 05/30	17:30	98.75 USD	0.06		16
Hong Kong Stock Exchange	2018/ 04/28	04:11	58.00 HKD	-		-
Hanover	2023/ 05/30	08:39	91.90 EUR	0.00		1
Hamburg	2023/ 05/30	11:09	92.90 EUR	0.00		2
Frankfurt	2023/ 05/30	15:55	91.60 EUR	0.05		12
Euronext Milan MTF Trading After Hours	2023/ 03/17	18:24	91.48 EUR	0.01		2
Euronext Milan MTF Global Equity Market	2023/ 05/30	17:44	91.90 EUR	0.02		3
Duesseldorf	2023/ 05/30	21:00	90.90 EUR	0.00		11
Berlin	2023/ 05/30	08:08	91.80 EUR	0.00		1
BX Swiss	2023/ 05/04	18:00	92.523 CHF	0.00		1

## Company profile

### Company Logo



### Contact Details

STARBUCKS CORP.

--

2401 Utah Avenue South - 98134-1435  
Seattle

Telefon: +1-206-447-1575

Fax: +

E-mail: -

### PDF Downloads

Annual report: STARBUCKS CORP



### Company Profile

Starbucks Corp. engages in the production, marketing, and retailing of specialty coffee. It operates through the following segments: North America, International, Channel Development, and Corporate and Other. The North America segment focuses on the United States and Canada. The International segment is involved in China, Japan, Asia Pacific, Europe, Middle East, Africa, Latin America, and Caribbean. The Channel Development segment includes roasted whole bean and ground coffees, Seattle's Best Coffee, and Teavana-branded single-serve products. The company was founded by Jerry Baldwin and Howard D. Schultz on November 4, 1985, and is headquartered in Seattle, WA.

### Members of Management Board

Melody Hobson	Chairman of Board of Directors
Jørgen Vig Knudstorp	Member of Board of Directors
Andrew Campion	Member of Board of Directors
Richard Allison	Member of Board of Directors
Satya Nadella	Member of Board of Directors
Howard Schultz (bis 1.04.2023)	Member of Executive Committee
John Culver (bis 1.10.2022)	Member of Executive Committee
Laxman Narasimhan (CEO elect ab 1.10.2022, CEO ab 1.04.2023)	Member of Executive Committee
Rachel Ruggeri	Member of Executive Committee